Classic bunting over a garden tea

Needlepoint pattern | 90 x 90 stitches | 5 x 5 in (12.7 x 12.7 cm) on 18 mesh | 18 colors



How to stitch it



1. Each square is one tent stitch, up at 1, down at 2. Lines in continental, right to left, the canvas upside down for the next row; wide areas in basketweave.
2. Cut 18 in of thread. Start and end it without a knot left behind.
3. Mark the middle of the canvas. It is the outlined square on page 2, column 45, row 45 (DMC 3821): start there. Count threads, not holes.
4. Go on from it: picture first, background last. Gray squares are on two pages: stitch them once.
5. Last, two more rows all round, each stitch in the color it lies beside: the opening's edge hides them.

First time? How to needlepoint: flossfield.com/needlepoint/guides/how-to-start/
How to read a chart: flossfield.com/needlepoint/guides/how-to-read-a-chart/

What you need

Canvas: blank mono canvas, 18 mesh (18 threads to the inch), cut 9.5 in square (24.1 cm).

Needle: blunt tapestry, size 22. Also masking tape for the cut edges, and small scissors.

Thread: six-strand floss, 18 colors, about 18 skeins in all (an estimate). Stitch with 4 strands (5 or 6 if canvas shows).

Fit it into a lid: the box or tray, acid-free board and backing. Measure the opening first.
How to fit it into a lid.

Thread list, DMC

			stitches	skeins
●	**470**	Light Avocado Green	865	1
■	**936**	Very Dark Avocado Green	823	1
▲	**BLANC**	White	784	1
◆	**436**	Tan	745	1
▼	**3325**	Light Baby Blue	732	1
★	**739**	Ultra Very Light Tan	544	1
❖	**433**	Medium Brown	532	1
X	**931**	Medium Antique Blue	488	1
H	**3031**	Very Dark Mocha Brown	413	1
+	**3712**	Medium Salmon	354	1
=	**3752**	Very Light Antique Blue	300	1
Z	**3721**	Dark Shell Pink	283	1
A	**930**	Dark Antique Blue	272	1
V	**934**	Black Avocado Green	249	1
T	**3821**	Straw	236	1
N	**3053**	Green Gray	200	1
S	**472**	Ultra Light Avocado Green	142	1
K	**761**	Light Salmon	138	1

Skeins are estimates, with the two extra rows: the thread a stitch takes on the front and back of 18 mesh canvas, plus 30 percent, rounded up for each color.

Thread colors are approximate screen matches to DMC numbers. Check against real thread before you buy.

For your own stitching, gifts and handmade pieces you sell. Do not resell or share this PDF or copies of it.

Classic bunting over a garden tea

Needlepoint pattern

Columns 1 to 49, rows 1 to 90. Start at the red outline

This page is the dark part of the chart



Key

- **DMC 470** Light Avocado Green
- **DMC 936** Very Dark Avocado Green
- **DMC BLANC** White
- **DMC 436** Tan
- **DMC 3325** Light Baby Blue
- **DMC 739** Ultra Very Light Tan
- **DMC 433** Medium Brown
- **DMC 931** Medium Antique Blue
- **DMC 3031** Very Dark Mocha Brown
- **DMC 3712** Medium Salmon
- **DMC 3752** Very Light Antique Blue
- **DMC 3721** Dark Shell Pink
- **DMC 930** Dark Antique Blue
- **DMC 934** Black Avocado Green
- **DMC 3821** Straw
- **DMC 3053** Green Gray
- **DMC 472** Ultra Light Avocado Green
- **DMC 761** Light Salmon

Classic bunting over a garden tea

Needlepoint pattern

Columns 50 to 90, rows 1 to 90. Gray squares: charted already, do not stitch again

This page is the dark part of the chart



Key

- ● **DMC 470** Light Avocado Green
- ■ **DMC 936** Very Dark Avocado Green
- ▲ **DMC BLANC** White
- ◆ **DMC 436** Tan
- ▼ **DMC 3325** Light Baby Blue
- ★ **DMC 739** Ultra Very Light Tan
- ❖ **DMC 433** Medium Brown
- X **DMC 931** Medium Antique Blue
- H **DMC 3031** Very Dark Mocha Brown
- \+ **DMC 3712** Medium Salmon
- = **DMC 3752** Very Light Antique Blue
- Z **DMC 3721** Dark Shell Pink
- A **DMC 930** Dark Antique Blue
- V **DMC 934** Black Avocado Green
- T **DMC 3821** Straw
- N **DMC 3053** Green Gray
- S **DMC 472** Ultra Light Avocado Green
- K **DMC 761** Light Salmon