Classic buoys

Needlepoint pattern | 104 x 104 stitches | 8 x 8 in (20.3 x 20.3 cm) on 13 mesh | 18 colors



How to stitch it



1. Each square is one tent stitch, up at 1, down at 2. Lines in continental, right to left, the canvas upside down for the next row; wide areas in basketweave.
2. Cut 18 in of thread. Start and end it without a knot left behind.
3. Mark the middle of the canvas. It is the outlined square on page 2, column 52, row 52 (DMC 321): start there. Count threads, not holes.
4. Go on from it: picture first, background last. Gray squares are on two pages: stitch them once.
5. Last, two more rows all round, each stitch in the color it lies beside: the seam hides them.

First time? How to needlepoint: flossfield.com/needlepoint/guides/how-to-start/
How to read a chart: flossfield.com/needlepoint/guides/how-to-read-a-chart/

What you need

Canvas: blank mono canvas, 13 mesh (13 threads to the inch), cut 12.5 in square (31.8 cm).

Needle: blunt tapestry, size 20. Also masking tape for the cut edges, and small scissors.

Thread: six-strand floss, 18 colors, about 28 skeins in all (an estimate). Stitch with 7 strands (8 if canvas shows).

Make it a pillow: backing fabric, an insert the size of the stitching or an inch larger, and cord or piping for the edge. How to finish a pillow.

Thread list, DMC

			stitches	skeins
●	**939**	Very Dark Navy Blue	4,318	8
■	**712**	Cream	1,174	2
▲	**801**	Dark Coffee Brown	1,084	2
◆	**3810**	Dark Turquoise	534	1
▼	**840**	Medium Beige Brown	470	2
★	**321**	Red	455	1
❖	**3820**	Dark Straw	430	1
X	**963**	Ultra Very Light Dusty Rose	394	1
H	**815**	Medium Garnet	341	1
+	**842**	Very Light Beige Brown	319	1
=	**989**	Forest Green	278	1
Z	**894**	Very Light Carnation	227	1
A	**3808**	Ultra Very Dark Turquoise	192	1
V	**782**	Dark Topaz	163	1
T	**3346**	Hunter Green	140	1
N	**3833**	Light Raspberry	126	1
S	**3822**	Light Straw	125	1
K	**598**	Light Turquoise	46	1

Skeins are estimates, with the two extra rows: the thread a stitch takes on the front and back of 13 mesh canvas, plus 30 percent, rounded up for each color.

Thread colors are approximate screen matches to DMC numbers. Check against real thread before you buy.

For your own stitching, gifts and handmade pieces you sell. Do not resell or share this PDF or copies of it.

Classic buoys

Needlepoint pattern

Columns 1 to 56, rows 1 to 104. Start at the red outline

This page is the dark part of the chart



Key

- DMC 939 Very Dark Navy Blue
- DMC 712 Cream
- DMC 801 Dark Coffee Brown
- DMC 3810 Dark Turquoise
- DMC 840 Medium Beige Brown
- DMC 321 Red
- DMC 3820 Dark Straw
- X DMC 963 Ultra Very Light Dusty Rose
- H DMC 815 Medium Garnet
- \+ DMC 842 Very Light Beige Brown
- = DMC 989 Forest Green
- Z DMC 894 Very Light Carnation
- A DMC 3808 Ultra Very Dark Turquoise
- V DMC 782 Dark Topaz
- T DMC 3346 Hunter Green
- N DMC 3833 Light Raspberry
- S DMC 3822 Light Straw

Classic buoys Needlepoint pattern

Columns 57 to 104, rows 1 to 104. Gray squares: charted already, do not stitch again

This page is the dark part of the chart

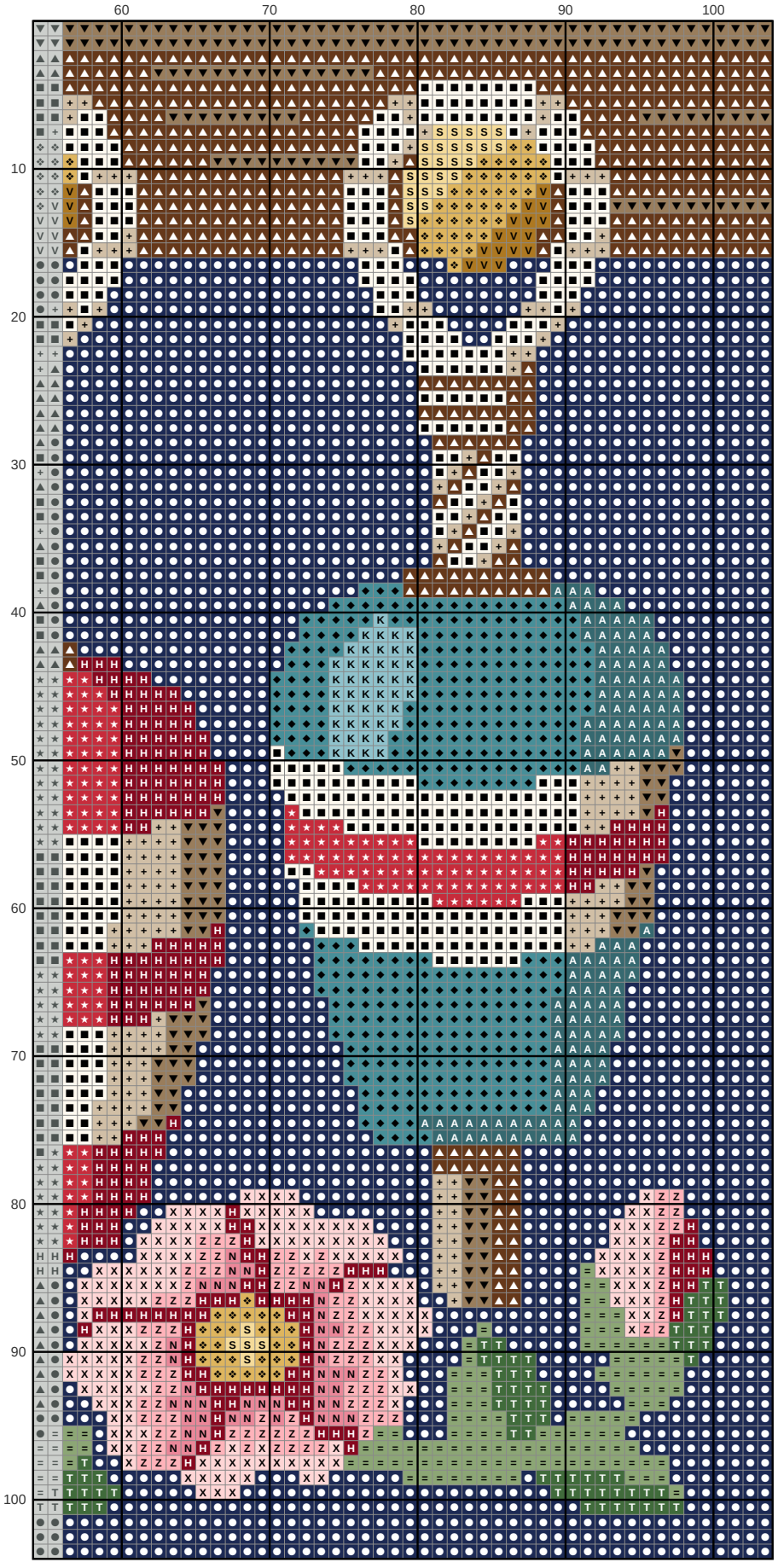

Key

- DMC 939 Very Dark Navy Blue
- DMC 712 Cream
- DMC 801 Dark Coffee Brown
- DMC 3810 Dark Turquoise
- DMC 840 Medium Beige Brown
- DMC 321 Red
- DMC 3820 Dark Straw
- DMC 963 Ultra Very Light Dusty Rose
- DMC 815 Medium Garnet
- DMC 842 Very Light Beige Brown
- DMC 989 Forest Green
- DMC 894 Very Light Carnation
- DMC 3808 Ultra Very Dark Turquoise
- DMC 782 Dark Topaz
- DMC 3346 Hunter Green
- DMC 3833 Light Raspberry
- DMC 3822 Light Straw
- DMC 598 Light Turquoise