Classic red caboose in autumn

Needlepoint pattern | 90 x 126 stitches | 5 x 7 in (12.7 x 17.8 cm) on 18 mesh | 19 colors



How to stitch it



1. Each square is one tent stitch, up at 1, down at 2. Lines in continental, right to left, the canvas upside down for the next row; wide areas in basketweave.
2. Cut 18 in of thread. Start and end it without a knot left behind.
3. Mark the middle of the canvas. It is the outlined square on page 2, column 45, row 63 (DMC 742): start there. Count threads, not holes.
4. Go on from it: picture first, background last. Gray squares are on two pages: stitch them once.
5. When it is done, block it square.

First time? How to needlepoint: flossfield.com/needlepoint/guides/how-to-start/
How to read a chart: flossfield.com/needlepoint/guides/how-to-read-a-chart/

What you need

Canvas: blank mono canvas, 18 mesh (18 threads to the inch), cut 9 in wide x 11 in high (22.9 x 27.9 cm).

Needle: blunt tapestry, size 22. Also masking tape for the cut edges, and small scissors.

Thread: six-strand floss, 19 colors, about 21 skeins in all (an estimate). Stitch with 4 strands (5 or 6 if canvas shows).

Frame it: acid-free board and a frame.
How to frame needlepoint.

Thread list, DMC

			stitches	skeins
●	3042	Light Antique Violet	1,495	2
■	3820	Dark Straw	1,326	2
▲	3371	Black Brown	1,107	1
◆	783	Medium Topaz	1,089	1
▼	3740	Dark Antique Violet	812	1
★	3857	Dark Rosewood	784	1
❖	3822	Light Straw	763	1
X	3866	Ultra Very Light Mocha	757	1
H	745	Light Pale Yellow	461	1
+	921	Copper	433	1
=	355	Dark Terra Cotta	401	1
Z	780	Ultra Very Dark Topaz	391	1
A	3830	Terra Cotta	343	1
V	3777	Very Dark Terra Cotta	317	1
T	742	Light Tangerine	278	1
N	3743	Very Light Antique Violet	229	1
S	3778	Light Terra Cotta	160	1
K	920	Medium Copper	156	1
E	349	Dark Coral	38	1

Skeins are estimates: the thread a stitch takes on the front and back of 18 mesh canvas, plus 30 percent, rounded up for each color.
Thread colors are approximate screen matches to DMC numbers. Check against real thread before you buy.
For your own stitching, gifts and handmade pieces you sell. Do not resell or share this PDF or copies of it.

Classic red caboose in autumn

Needlepoint pattern

Columns 1 to 90, rows 1 to 67. Start at the red outline

This page is the dark part of the chart



Key

- **DMC 3042** Light Antique Violet
- **DMC 3820** Dark Straw
- **DMC 3371** Black Brown
- **DMC 783** Medium Topaz
- **DMC 3740** Dark Antique Violet
- **DMC 3857** Dark Rosewood
- **DMC 3822** Light Straw
- **DMC 3866** Ultra Very Light Mocha
- **DMC 745** Light Pale Yellow
- **DMC 355** Dark Terra Cotta
- **DMC 780** Ultra Very Dark Topaz
- **DMC 3830** Terra Cotta
- **DMC 3777** Very Dark Terra Cotta
- **DMC 742** Light Tangerine
- **DMC 3778** Light Terra Cotta
- **DMC 349** Dark Coral

Classic red caboose in autumn

Needlepoint pattern

Columns 1 to 90, rows 68 to 126. Gray squares: charted already, do not stitch again

This page is the dark part of the chart

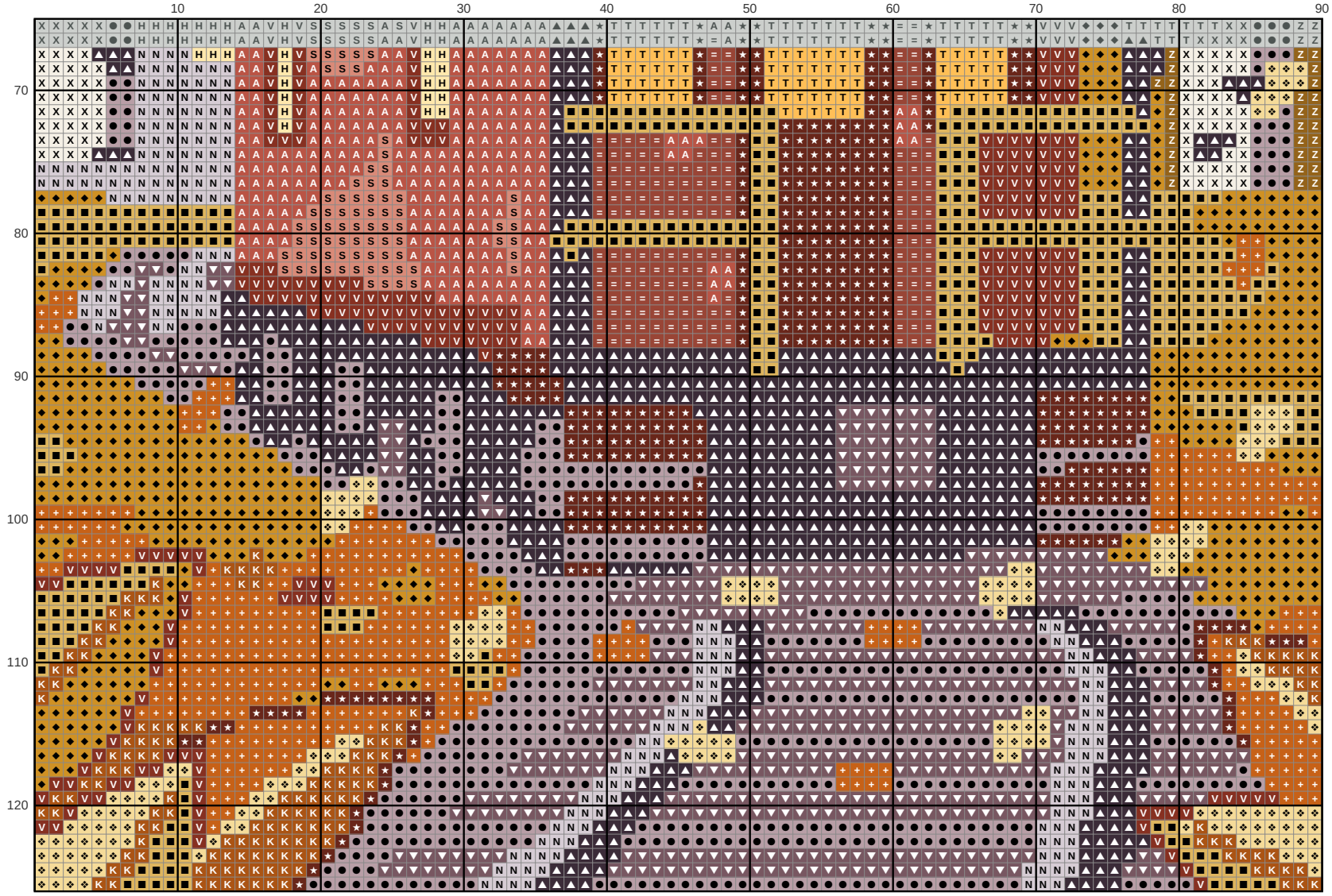

Key

- ● **DMC 3042** Light Antique Violet
- ■ **DMC 3820** Dark Straw
- ▲ **DMC 3371** Black Brown
- ◆ **DMC 783** Medium Topaz
- ▼ **DMC 3740** Dark Antique Violet
- ★ **DMC 3857** Dark Rosewood
- ❖ **DMC 3822** Light Straw
- X **DMC 3866** Ultra Very Light Mocha
- H **DMC 745** Light Pale Yellow
- \+ **DMC 921** Copper
- = **DMC 355** Dark Terra Cotta
- Z **DMC 780** Ultra Very Dark Topaz
- A **DMC 3830** Terra Cotta
- V **DMC 3777** Very Dark Terra Cotta
- T **DMC 742** Light Tangerine
- N **DMC 3743** Very Light Antique Violet
- S **DMC 3778** Light Terra Cotta
- K **DMC 920** Medium Copper