Classic calico cat

Needlepoint pattern | 90 x 90 stitches | 5 x 5 in (12.7 x 12.7 cm) on 18 mesh | 18 colors



How to stitch it



1. Each square is one tent stitch, up at 1, down at 2. Lines in continental, right to left, the canvas upside down for the next row; wide areas in basketweave.
2. Cut 18 in of thread. Start and end it without a knot left behind.
3. Mark the middle of the canvas. It is the outlined square on page 2, column 45, row 45 (DMC 3722): start there. Count threads, not holes.
4. Go on from it: picture first, background last. Gray squares are on two pages: stitch them once.
5. Last, two more rows all round in DMC 3808: the opening's edge hides them.

First time? How to needlepoint: flossfield.com/needlepoint/guides/how-to-start/
How to read a chart: flossfield.com/needlepoint/guides/how-to-read-a-chart/

What you need

Canvas: blank mono canvas, 18 mesh (18 threads to the inch), cut 9.5 in square (24.1 cm).

Needle: blunt tapestry, size 22. Also masking tape for the cut edges, and small scissors.

Thread: six-strand floss, 18 colors, about 21 skeins in all (an estimate). Stitch with 4 strands (5 or 6 if canvas shows).

Fit it into a lid: the box or tray, acid-free board and backing. Measure the opening first.
How to fit it into a lid.

Thread list, DMC

			stitches	skeins
●	3808	Ultra Very Dark Turquoise	3,342	4
■	3865	Winter White	706	1
▲	498	Dark Red	614	1
◆	814	Dark Garnet	483	1
▼	3827	Pale Golden Brown	410	1
★	921	Copper	315	1
❖	317	Pewter Gray	250	1
X	3810	Dark Turquoise	248	1
H	3853	Dark Autumn Gold	228	1
+	3042	Light Antique Violet	223	1
=	3820	Dark Straw	211	1
Z	310	Black	200	1
A	3722	Medium Shell Pink	195	1
V	3799	Very Dark Pewter Gray	195	1
T	3743	Very Light Antique Violet	176	1
N	761	Light Salmon	146	1
S	937	Medium Avocado Green	85	1
K	471	Very Light Avocado Green	73	1

Skeins are estimates, with the two extra rows: the thread a stitch takes on the front and back of 18 mesh canvas, plus 30 percent, rounded up for each color.

Thread colors are approximate screen matches to DMC numbers. Check against real thread before you buy.

For your own stitching, gifts and handmade pieces you sell. Do not resell or share this PDF or copies of it.

Classic calico cat

Needlepoint pattern

Columns 1 to 49, rows 1 to 90. Start at the red outline

This page is the dark part of the chart

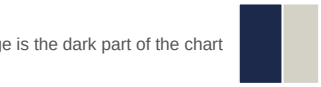



Key

- **DMC 3808** Ultra Very Dark Turquoise
- **DMC 3865** Winter White
- **DMC 498** Dark Red
- **DMC 814** Dark Garnet
- **DMC 3827** Pale Golden Brown
- **DMC 921** Copper
- **DMC 317** Pewter Gray
- **DMC 3810** Dark Turquoise
- **DMC 3853** Dark Autumn Gold
- **DMC 3042** Light Antique Violet
- **DMC 3820** Dark Straw
- **DMC 310** Black
- **DMC 3722** Medium Shell Pink
- **DMC 3799** Very Dark Pewter Gray
- **DMC 3743** Very Light Antique Violet
- **DMC 761** Light Salmon
- **DMC 937** Medium Avocado Green
- **DMC 471** Very Light Avocado Green

Classic calico cat

Needlepoint pattern

Columns 50 to 90, rows 1 to 90. Gray squares: charted already, do not stitch again

This page is the dark part of the chart

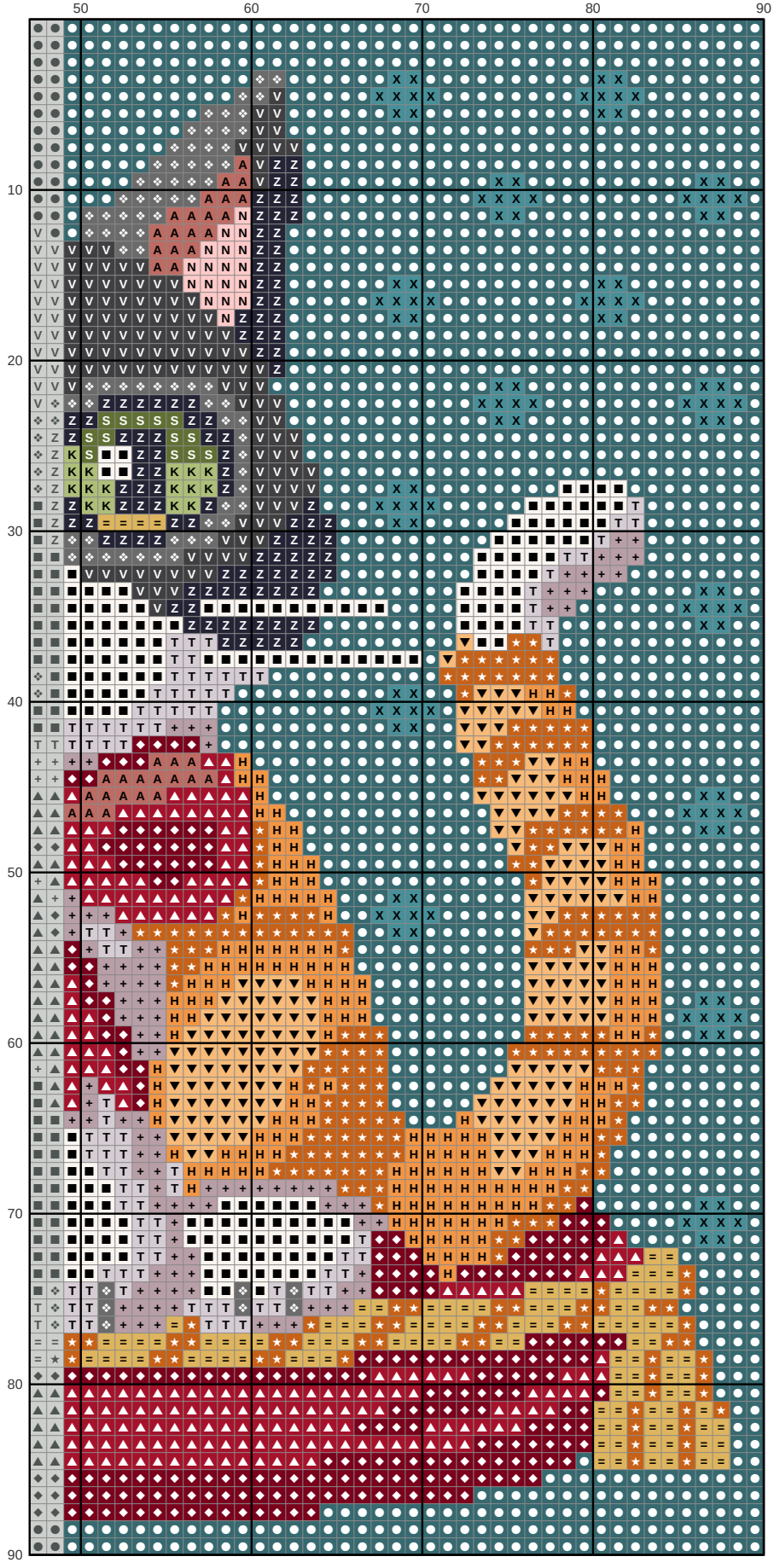

Key

- **DMC 3808** Ultra Very Dark Turquoise
- **DMC 3865** Winter White
- **DMC 498** Dark Red
- **DMC 814** Dark Garnet
- **DMC 3827** Pale Golden Brown
- **DMC 921** Copper
- **DMC 317** Pewter Gray
- **DMC 3810** Dark Turquoise
- **DMC 3853** Dark Autumn Gold
- **DMC 3042** Light Antique Violet
- **DMC 3820** Dark Straw
- **DMC 310** Black
- **DMC 3722** Medium Shell Pink
- **DMC 3799** Very Dark Pewter Gray
- **DMC 3743** Very Light Antique Violet
- **DMC 761** Light Salmon
- **DMC 937** Medium Avocado Green
- **DMC 471** Very Light Avocado Green