Classic calla lilies

Needlepoint pattern | 90 x 126 stitches | 5 x 7 in (12.7 x 17.8 cm) on 18 mesh | 20 colors



How to stitch it



1. Each square is one tent stitch, up at 1, down at 2. Lines in continental, right to left, the canvas upside down for the next row; wide areas in basketweave.
2. Cut 18 in of thread. Start and end it without a knot left behind.
3. Mark the middle of the canvas. It is the outlined square on page 2, column 45, row 63 (DMC 3722): start there. Count threads, not holes.
4. Go on from it: picture first, background last. Gray squares are on two pages: stitch them once.
5. When it is done, block it square.

First time? How to needlepoint: flossfield.com/needlepoint/guides/how-to-start/
How to read a chart: flossfield.com/needlepoint/guides/how-to-read-a-chart/

What you need

Canvas: blank mono canvas, 18 mesh (18 threads to the inch), cut 9 in wide x 11 in high (22.9 x 27.9 cm).

Needle: blunt tapestry, size 22. Also masking tape for the cut edges, and small scissors.

Thread: six-strand floss, 20 colors, about 21 skeins in all (an estimate). Stitch with 4 strands (5 or 6 if canvas shows).

Frame it: acid-free board and a frame.
How to frame needlepoint.

Thread list, DMC

			stitches	skeins
●	154	Very Dark Grape	2,181	2
■	402	Very Light Mahogany	1,167	1
▲	746	Off White	860	1
◆	3834	Dark Grape	818	1
▼	3852	Very Dark Straw	751	1
★	3778	Light Terra Cotta	608	1
❖	3346	Hunter Green	602	1
X	ECRU	Ecru	588	1
H	315	Medium Dark Antique Mauve	538	1
+	3726	Dark Antique Mauve	520	1
=	3348	Light Yellow Green	461	1
Z	3722	Medium Shell Pink	402	1
A	780	Ultra Very Dark Topaz	399	1
V	3347	Medium Yellow Green	370	1
T	934	Black Avocado Green	304	1
N	3046	Medium Yellow Beige	239	1
S	772	Very Light Yellow Green	220	1
K	522	Fern Green	147	1
E	520	Dark Fern Green	109	1
C	3821	Straw	56	1

Skeins are estimates: the thread a stitch takes on the front and back of 18 mesh canvas, plus 30 percent, rounded up for each color.
Thread colors are approximate screen matches to DMC numbers. Check against real thread before you buy.
For your own stitching, gifts and handmade pieces you sell. Do not resell or share this PDF or copies of it.

Classic calla lilies

Needlepoint pattern

Columns 1 to 90, rows 1 to 67. Start at the red outline

This page is the dark part of the chart



Key

- DMC 154 — Very Dark Grape
- DMC 746 — Off White
- DMC 3834 — Dark Grape
- DMC 3852 — Very Dark Straw
- DMC 3778 — Light Terra Cotta
- DMC 3346 — Hunter Green
- DMC ECRU — Ecru
- DMC 315 — Medium Dark Antique Mauve
- DMC 3726 — Dark Antique Mauve
- DMC 3348 — Light Yellow Green
- DMC 3722 — Medium Shell Pink
- DMC 780 — Ultra Very Dark Topaz
- DMC 3347 — Medium Yellow Green
- DMC 3046 — Medium Yellow Beige
- DMC 772 — Very Light Yellow Green
- DMC 522 — Fern Green
- DMC 520 — Dark Fern Green
- DMC 3821 — Straw

Classic calla lilies Needlepoint pattern

Columns 1 to 90, rows 68 to 126. Gray squares: charted already, do not stitch again

This page is the dark part of the chart



Key

- DMC 154 Very Dark Grape
- DMC 402 Very Light Mahogany
- DMC 746 Off White
- DMC 3852 Very Dark Straw
- DMC 3778 Light Terra Cotta
- DMC 3346 Hunter Green
- DMC ECRU Ecru
- DMC 3348 Light Yellow Green
- DMC 3722 Medium Shell Pink
- DMC 780 Ultra Very Dark Topaz
- DMC 3347 Medium Yellow Green
- DMC 934 Black Avocado Green
- DMC 3046 Medium Yellow Beige
- DMC 772 Very Light Yellow Green