Classic camper trailer

Needlepoint pattern | 72 x 72 stitches | 4 x 4 in (10.2 x 10.2 cm) on 18 mesh | 13 colors



How to stitch it



1. Each square is one tent stitch, up at 1, down at 2. Lines in continental, right to left, the canvas upside down for the next row; wide areas in basketweave.
2. Cut 18 in of thread. Start and end it without a knot left behind.
3. Mark the middle of the canvas. It is the outlined square, column 36, row 36 (DMC 597): start there. Count threads, not holes.
4. Go on from it: picture first, background last. End the thread before crossing another color.
5. Last, two more rows all round in DMC 813: the board's edge hides them.

First time? How to needlepoint: flossfield.com/needlepoint/guides/how-to-start/
How to read a chart: flossfield.com/needlepoint/guides/how-to-read-a-chart/

What you need

Canvas: blank mono canvas, 18 mesh (18 threads to the inch), cut 8.5 in square (21.6 cm).

Needle: blunt tapestry, size 22. Also masking tape for the cut edges, and small scissors.

Thread: six-strand floss, 13 colors, about 16 skeins in all (an estimate). Stitch with 4 strands (5 or 6 if canvas shows).

Make it an ornament: board, thin batting, backing fabric and twisted cord.
How to finish an ornament.

Thread list, DMC

			stitches	skeins
●	**813**	Light Blue	3,624	4
■	**BLANC**	White	643	1
H	**597**	Turquoise	223	1
❖	**3847**	Dark Teal Green	167	1
◆	**414**	Dark Steel Gray	153	1
Z	**702**	Kelly Green	98	1
▼	**809**	Delft Blue	80	1
+	**310**	Black	70	1
A	**700**	Bright Green	50	1
▲	**666**	Bright Red	44	1
X	**3811**	Very Light Turquoise	15	1
★	**800**	Pale Delft Blue	10	1
=	**415**	Pearl Gray	7	1

Skeins are estimates, with the two extra rows: the thread a stitch takes on the front and back of 18 mesh canvas, plus 30 percent, rounded up for each color.

Thread colors are approximate screen matches to DMC numbers. Check against real thread before you buy.

For your own stitching, gifts and handmade pieces you sell. Do not resell or share this PDF or copies of it.

Classic camper trailer Needlepoint pattern

Chart: 72 x 72 stitches. Start at the red outline

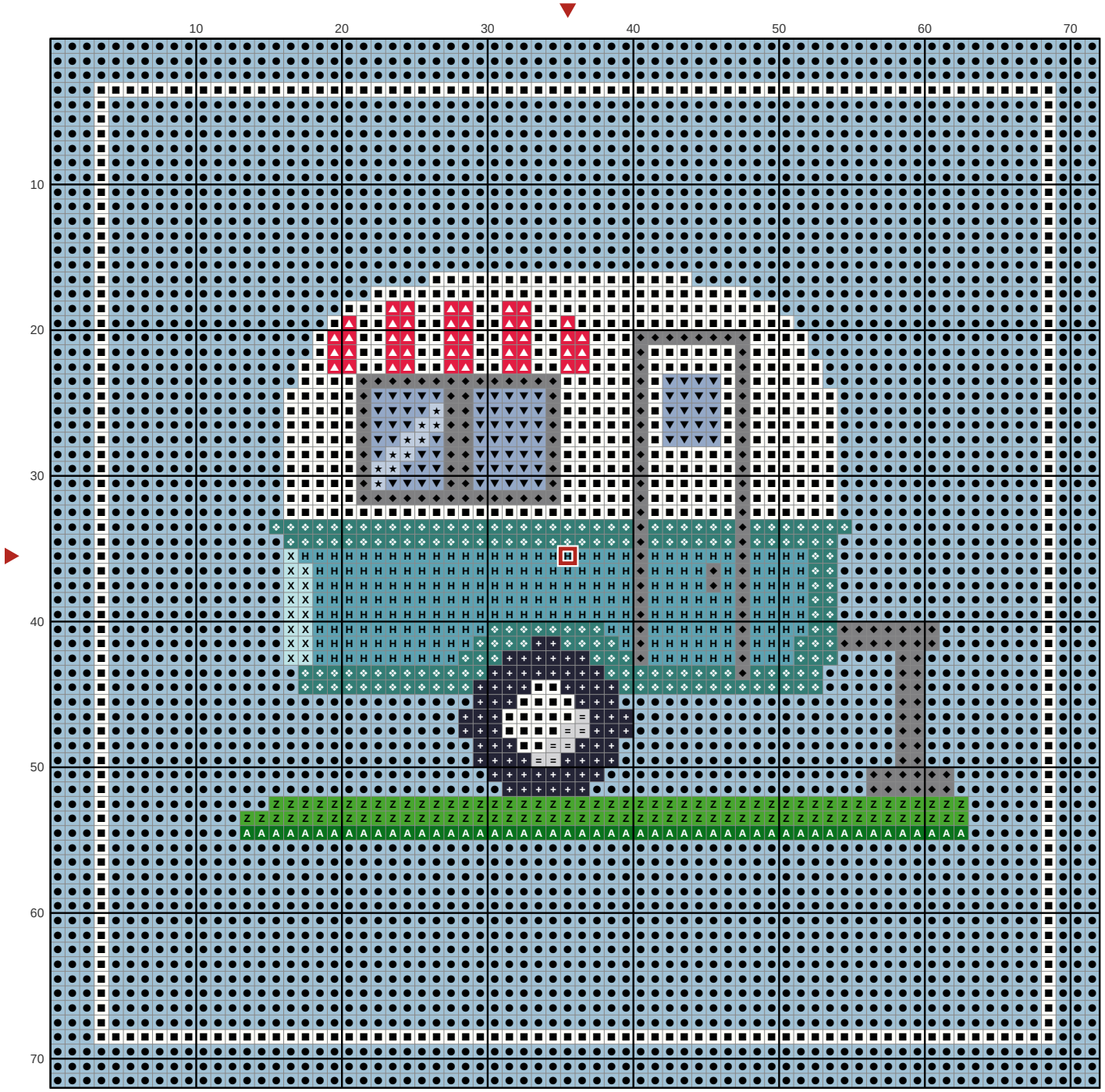

Key

- ● **DMC 813** Light Blue
- ■ **DMC BLANC** White
- H **DMC 597** Turquoise
- ❖ **DMC 3847** Dark Teal Green
- ◆ **DMC 414** Dark Steel Gray
- Z **DMC 702** Kelly Green
- ▼ **DMC 809** Delft Blue
- \+ **DMC 310** Black
- A **DMC 700** Bright Green
- ▲ **DMC 666** Bright Red
- X **DMC 3811** Very Light Turquoise
- ★ **DMC 800** Pale Delft Blue
- = **DMC 415** Pearl Gray