Classic Canada goose

Needlepoint pattern | 140 x 140 stitches | 14 x 14 in (35.6 x 35.6 cm) on 10 mesh | 23 colors



How to stitch it



1. Each square is one tent stitch, up at 1, down at 2. Lines in continental, right to left, the canvas upside down for the next row; wide areas in basketweave.
2. Cut 18 in of thread. Start and end it without a knot left behind.
3. Mark the middle of the canvas. It is the outlined square on page 2, column 70, row 70 (DMC 841): start there. Count threads, not holes.
4. Go on from it: picture first, background last. Gray squares are on two pages: stitch them once.
5. Last, two more rows all round, each stitch in the color it lies beside: the seam hides them.

First time? How to needlepoint: flossfield.com/needlepoint/guides/how-to-start/
How to read a chart: flossfield.com/needlepoint/guides/how-to-read-a-chart/

What you need

Canvas: blank mono canvas, 10 mesh (10 threads to the inch), cut 18.5 in square (47 cm).

Needle: blunt tapestry, size 18. Also masking tape for the cut edges, and small scissors.

Thread: pearl cotton size 3, 23 colors, about 44 skeins in all (an estimate). Stitch with 2 lengths together.

Make it a pillow: backing fabric, an insert the size of the stitching or an inch larger, and cord or piping for the edge. How to finish a pillow.

Thread list, DMC

			stitches	skeins
●	**931**	Medium Antique Blue	3,270	6
■	**932**	Light Antique Blue	2,131	4
▲	**3752**	Very Light Antique Blue	1,735	3
◆	**310**	Black	1,239	2
▼	**841**	Light Beige Brown	1,185	2
★	**3756**	Ultra Very Light Baby Blue	1,111	2
❖	**3031**	Very Dark Mocha Brown	1,080	2
X	**842**	Very Light Beige Brown	1,026	2
H	**3781**	Dark Mocha Brown	1,018	2
+	**3855**	Light Autumn Gold	940	2
=	**3790**	Ultra Dark Beige Gray	887	2
Z	**926**	Medium Gray Green	750	2
A	**3854**	Medium Autumn Gold	696	2
V	**BLANC**	White	646	1
T	**930**	Dark Antique Blue	556	2
N	**927**	Light Gray Green	438	1
S	**3856**	Ultra Very Light Mahogany	224	1
K	**746**	Off White	196	1
E	**413**	Dark Pewter Gray	166	1
C	**3799**	Very Dark Pewter Gray	140	1
P	**3866**	Ultra Very Light Mocha	78	1
U	**3823**	Ultra Pale Yellow	77	1
L	**3825**	Pale Pumpkin	11	1

Skeins are estimates, with the two extra rows: the thread a stitch takes on the front and back of 10 mesh canvas, plus 30 percent, rounded up for each color.

Thread colors are approximate screen matches to DMC numbers. Check against real thread before you buy.

For your own stitching, gifts and handmade pieces you sell. Do not resell or share this PDF or copies of it.

Classic Canada goose Needlepoint pattern

Columns 1 to 74, rows 1 to 74. Start at the red outline

This page is the dark part of the chart



Key

- ● **DMC 931** Medium Antique Blue
- ■ **DMC 932** Light Antique Blue
- ▲ **DMC 3752** Very Light Antique Blue
- ◆ **DMC 310** Black
- ▼ **DMC 841** Light Beige Brown
- ★ **DMC 3756** Ultra Very Light Baby Blue
- ❖ **DMC 3031** Very Dark Mocha Brown
- X **DMC 842** Very Light Beige Brown
- H **DMC 3781** Dark Mocha Brown
- \+ **DMC 3855** Light Autumn Gold
- = **DMC 3790** Ultra Dark Beige Gray
- Z **DMC 926** Medium Gray Green
- N **DMC 927** Light Gray Green
- K **DMC 746** Off White

Classic Canada goose Needlepoint pattern

Columns 75 to 140, rows 1 to 74. Gray squares: charted already, do not stitch again

This page is the dark part of the chart



Key

- ● **DMC 931** Medium Antique Blue
- ■ **DMC 932** Light Antique Blue
- ▲ **DMC 3752** Very Light Antique Blue
- ◆ **DMC 310** Black
- ▼ **DMC 841** Light Beige Brown
- ★ **DMC 3756** Ultra Very Light Baby Blue
- ❖ **DMC 3031** Very Dark Mocha Brown
- X **DMC 842** Very Light Beige Brown
- H **DMC 3781** Dark Mocha Brown
- \+ **DMC 3855** Light Autumn Gold
- = **DMC 3790** Ultra Dark Beige Gray
- Z **DMC 926** Medium Gray Green
- V **DMC BLANC** White
- N **DMC 927** Light Gray Green
- S **DMC 3856** Ultra Very Light Mahogany
- K **DMC 746** Off White
- E **DMC 413** Dark Pewter Gray
- C **DMC 3799** Very Dark Pewter Gray
- P **DMC 3866** Ultra Very Light Mocha

Classic Canada goose Needlepoint pattern

Columns 1 to 74, rows 75 to 140. Gray squares: charted already, do not stitch again

This page is the dark part of the chart



Key

- ● **DMC 931** Medium Antique Blue
- ■ **DMC 932** Light Antique Blue
- ▲ **DMC 3752** Very Light Antique Blue
- ◆ **DMC 310** Black
- ▼ **DMC 841** Light Beige Brown
- ★ **DMC 3756** Ultra Very Light Baby Blue
- ❖ **DMC 3031** Very Dark Mocha Brown
- X **DMC 842** Very Light Beige Brown
- H **DMC 3781** Dark Mocha Brown
- \+ **DMC 3855** Light Autumn Gold
- = **DMC 3790** Ultra Dark Beige Gray
- Z **DMC 926** Medium Gray Green
- A **DMC 3854** Medium Autumn Gold
- V **DMC BLANC** White
- T **DMC 930** Dark Antique Blue
- N **DMC 927** Light Gray Green
- S **DMC 3856** Ultra Very Light Mahogany
- P **DMC 3866** Ultra Very Light Mocha
- U **DMC 3823** Ultra Pale Yellow

Classic Canada goose Needlepoint pattern

Columns 75 to 140, rows 75 to 140. Gray squares: charted already, do not stitch again

This page is the dark part of the chart



Key

- ● **DMC 931** Medium Antique Blue
- ■ **DMC 932** Light Antique Blue
- ▲ **DMC 3752** Very Light Antique Blue
- ◆ **DMC 310** Black
- ▼ **DMC 841** Light Beige Brown
- ★ **DMC 3756** Ultra Very Light Baby Blue
- ❖ **DMC 3031** Very Dark Mocha Brown
- X **DMC 842** Very Light Beige Brown
- H **DMC 3781** Dark Mocha Brown
- \+ **DMC 3855** Light Autumn Gold
- = **DMC 3790** Ultra Dark Beige Gray
- Z **DMC 926** Medium Gray Green
- A **DMC 3854** Medium Autumn Gold
- V **DMC BLANC** White
- T **DMC 930** Dark Antique Blue
- N **DMC 927** Light Gray Green
- S **DMC 3856** Ultra Very Light Mahogany
- E **DMC 413** Dark Pewter Gray
- U **DMC 3823** Ultra Pale Yellow
- L **DMC 3825** Pale Pumpkin