Classic cake with counted candles

Needlepoint pattern | 140 x 140 stitches | 14 x 14 in (35.6 x 35.6 cm) on 10 mesh | 24 colors



How to stitch it



1. Each square is one tent stitch, up at 1, down at 2. Lines in continental, right to left, the canvas upside down for the next row; wide areas in basketweave.
2. Cut 18 in of thread. Start and end it without a knot left behind.
3. Mark the middle of the canvas. It is the outlined square on page 2, column 70, row 70 (DMC 712): start there. Count threads, not holes.
4. Go on from it: picture first, background last. Gray squares are on two pages: stitch them once.
5. Last, two more rows all round in DMC 3371: the seam hides them.

First time? How to needlepoint: flossfield.com/needlepoint/guides/how-to-start/
How to read a chart: flossfield.com/needlepoint/guides/how-to-read-a-chart/

What you need

Canvas: blank mono canvas, 10 mesh (10 threads to the inch), cut 18.5 in square (47 cm).

Needle: blunt tapestry, size 18. Also masking tape for the cut edges, and small scissors.

Thread: pearl cotton size 3, 24 colors, about 44 skeins in all (an estimate). Stitch with 2 lengths together.

Make it a pillow: backing fabric, an insert the size of the stitching or an inch larger, and cord or piping for the edge. How to finish a pillow.

Thread list, DMC

			stitches	skeins
●	3371	Black Brown	6,492	12
■	712	Cream	1,658	3
▲	801	Dark Coffee Brown	1,405	3
◆	898	Very Dark Coffee Brown	1,301	2
▼	739	Ultra Very Light Tan	1,203	2
★	501	Dark Blue Green	781	2
❖	841	Light Beige Brown	747	2
X	3731	Very Dark Dusty Rose	667	2
H	818	Baby Pink	615	1
+	503	Medium Blue Green	522	1
=	3747	Very Light Blue Violet	453	1
Z	738	Very Light Tan	436	1
A	333	Very Dark Blue Violet	405	1
V	340	Medium Blue Violet	396	1
T	3348	Light Yellow Green	383	1
N	3347	Medium Yellow Green	322	1
S	3733	Dusty Rose	304	1
K	3350	Ultra Dark Dusty Rose	289	1
E	742	Light Tangerine	286	1
C	745	Light Pale Yellow	254	1
P	3685	Very Dark Mauve	242	1
U	3836	Light Grape	165	1
L	3835	Medium Grape	148	1
2	3834	Dark Grape	126	1

Skeins are estimates, with the two extra rows: the thread a stitch takes on the front and back of 10 mesh canvas, plus 30 percent, rounded up for each color.

Thread colors are approximate screen matches to DMC numbers. Check against real thread before you buy.

For your own stitching, gifts and handmade pieces you sell. Do not resell or share this PDF or copies of it.

Classic cake with counted candles

Needlepoint pattern

Columns 1 to 74, rows 1 to 74. Start at the red outline

This page is the dark part of the chart

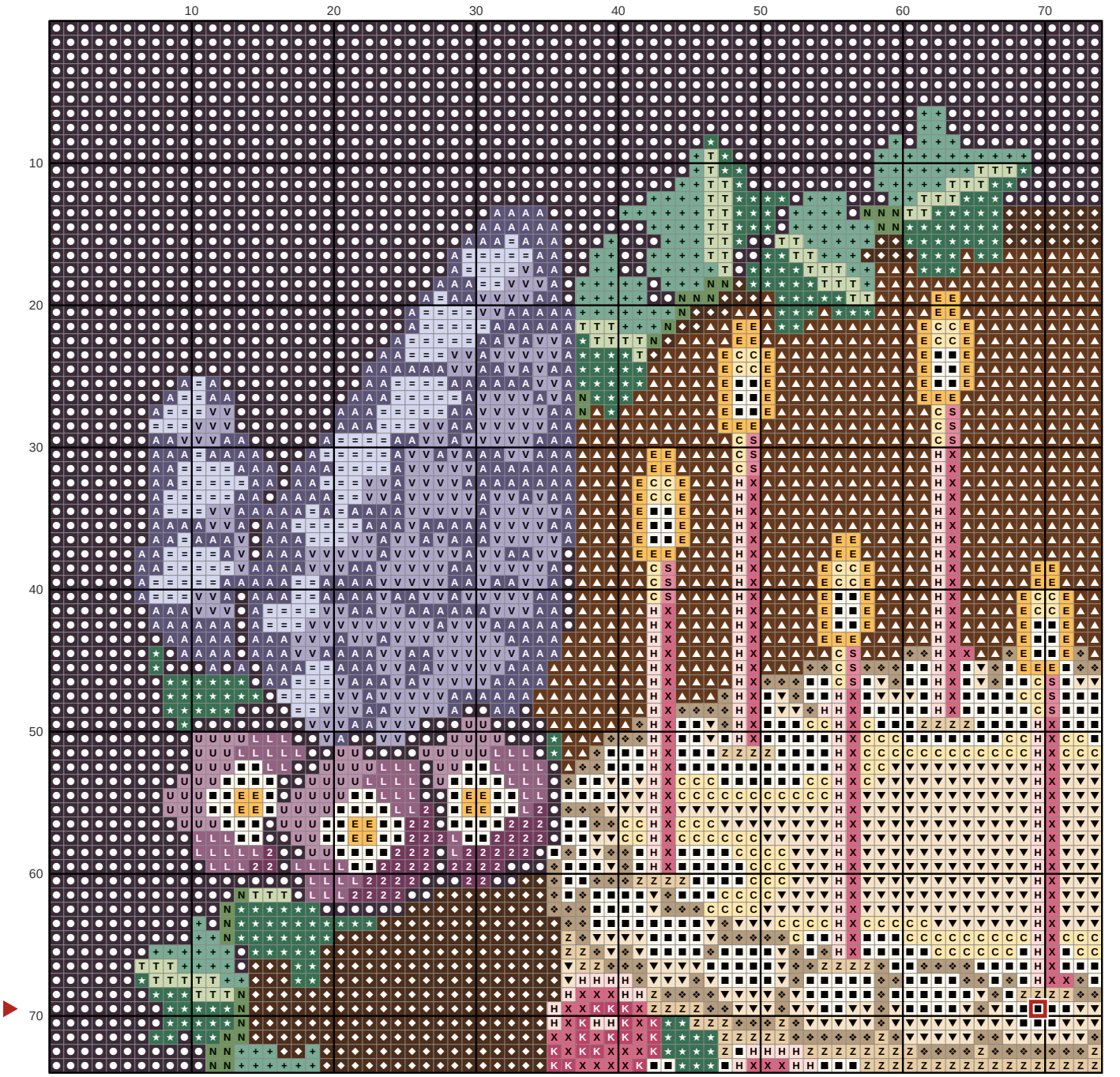

Key

- ● **DMC 3371** Black Brown
- ■ **DMC 712** Cream
- ▲ **DMC 801** Dark Coffee Brown
- ◆ **DMC 898** Very Dark Coffee Brown
- ▼ **DMC 739** Ultra Very Light Tan
- ★ **DMC 501** Dark Blue Green
- ❖ **DMC 841** Light Beige Brown
- X **DMC 3731** Very Dark Dusty Rose
- H **DMC 818** Baby Pink
- \+ **DMC 503** Medium Blue Green
- = **DMC 3747** Very Light Blue Violet
- Z **DMC 738** Very Light Tan
- A **DMC 333** Very Dark Blue Violet
- V **DMC 340** Medium Blue Violet
- T **DMC 3348** Light Yellow Green
- N **DMC 3347** Medium Yellow Green
- S **DMC 3733** Dusty Rose
- K **DMC 3350** Ultra Dark Dusty Rose
- E **DMC 742** Light Tangerine
- C **DMC 745** Light Pale Yellow
- U **DMC 3836** Light Grape
- L **DMC 3835** Medium Grape
- 2 **DMC 3834** Dark Grape

Classic cake with counted candles Needlepoint pattern

Columns 75 to 140, rows 1 to 74. Gray squares: charted already, do not stitch again

This page is the dark part of the chart



Key

- **DMC 3371** Black Brown
- **DMC 712** Cream
- **DMC 801** Dark Coffee Brown
- **DMC 898** Very Dark Coffee Brown
- **DMC 739** Ultra Very Light Tan
- **DMC 501** Dark Blue Green
- **DMC 841** Light Beige Brown
- **DMC 3731** Very Dark Dusty Rose
- **DMC 818** Baby Pink
- **DMC 503** Medium Blue Green
- **DMC 738** Very Light Tan
- **DMC 3348** Light Yellow Green
- **DMC 3347** Medium Yellow Green
- **DMC 3733** Dusty Rose
- **DMC 3350** Ultra Dark Dusty Rose
- **DMC 742** Light Tangerine
- **DMC 745** Light Pale Yellow
- **DMC 3685** Very Dark Mauve

Classic cake with counted candles Needlepoint pattern

Columns 1 to 74, rows 75 to 140. Gray squares: charted already, do not stitch again

This page is the dark part of the chart



Key

- **DMC 3371** Black Brown
- **DMC 712** Cream
- **DMC 898** Very Dark Coffee Brown
- **DMC 739** Ultra Very Light Tan
- **DMC 501** Dark Blue Green
- **DMC 841** Light Beige Brown
- **DMC 3731** Very Dark Dusty Rose
- **DMC 818** Baby Pink
- **DMC 503** Medium Blue Green
- **DMC 3747** Very Light Blue Violet
- **DMC 738** Very Light Tan
- **DMC 340** Medium Blue Violet
- **DMC 3348** Light Yellow Green
- **DMC 3347** Medium Yellow Green
- **DMC 3733** Dusty Rose
- **DMC 3350** Ultra Dark Dusty Rose
- **DMC 742** Light Tangerine
- **DMC 3685** Very Dark Mauve

Classic cake with counted candles Needlepoint pattern

Columns 75 to 140, rows 75 to 140. Gray squares: charted already, do not stitch again

This page is the dark part of the chart



Key

●	**DMC 3371** Black Brown	H	**DMC 818** Baby Pink	N	**DMC 3347** Medium Yellow Green
■	**DMC 712** Cream	+	**DMC 503** Medium Blue Green	S	**DMC 3733** Dusty Rose
◆	**DMC 898** Very Dark Coffee Brown	=	**DMC 3747** Very Light Blue Violet	K	**DMC 3350** Ultra Dark Dusty Rose
▼	**DMC 739** Ultra Very Light Tan	Z	**DMC 738** Very Light Tan	E	**DMC 742** Light Tangerine
★	**DMC 501** Dark Blue Green	A	**DMC 333** Very Dark Blue Violet	U	**DMC 3836** Light Grape
❖	**DMC 841** Light Beige Brown	V	**DMC 340** Medium Blue Violet	L	**DMC 3835** Medium Grape
X	**DMC 3731** Very Dark Dusty Rose	T	**DMC 3348** Light Yellow Green	2	**DMC 3834** Dark Grape