Classic candy cane

Needlepoint pattern | 90 x 126 stitches | 5 x 7 in (12.7 x 17.8 cm) on 18 mesh | 19 colors



How to stitch it



1. Each square is one tent stitch, up at 1, down at 2. Lines in continental, right to left, the canvas upside down for the next row; wide areas in basketweave.
2. Cut 18 in of thread. Start and end it without a knot left behind.
3. Mark the middle of the canvas. It is the outlined square on page 2, column 45, row 63 (DMC 814): start there. Count threads, not holes.
4. Go on from it: picture first, background last. Gray squares are on two pages: stitch them once.
5. When it is done, block it square.

First time? How to needlepoint: flossfield.com/needlepoint/guides/how-to-start/
How to read a chart: flossfield.com/needlepoint/guides/how-to-read-a-chart/

What you need

Canvas: blank mono canvas, 18 mesh (18 threads to the inch), cut 9 in wide x 11 in high (22.9 x 27.9 cm).

Needle: blunt tapestry, size 22. Also masking tape for the cut edges, and small scissors.

Thread: six-strand floss, 19 colors, about 22 skeins in all (an estimate). Stitch with 4 strands (5 or 6 if canvas shows).

Frame it: acid-free board and a frame.
How to frame needlepoint.

Thread list, DMC

			stitches	skeins
●	890	Ultra Dark Pistachio Green	4,470	4
■	500	Very Dark Blue Green	900	1
▲	BLANC	White	791	1
◆	666	Bright Red	699	1
▼	745	Light Pale Yellow	618	1
★	562	Medium Jade	532	1
❖	898	Very Dark Coffee Brown	405	1
X	783	Medium Topaz	398	1
H	563	Light Jade	328	1
+	814	Dark Garnet	318	1
=	780	Ultra Very Dark Topaz	315	1
Z	728	Topaz	275	1
A	931	Medium Antique Blue	252	1
V	498	Dark Red	248	1
T	869	Very Dark Hazelnut Brown	243	1
N	3752	Very Light Antique Blue	240	1
S	319	Very Dark Pistachio Green	168	1
K	433	Medium Brown	92	1
E	3705	Dark Melon	48	1

Skeins are estimates: the thread a stitch takes on the front and back of 18 mesh canvas, plus 30 percent, rounded up for each color.
Thread colors are approximate screen matches to DMC numbers. Check against real thread before you buy.
For your own stitching, gifts and handmade pieces you sell. Do not resell or share this PDF or copies of it.

Classic candy cane

Needlepoint pattern

Columns 1 to 90, rows 1 to 67. Start at the red outline

This page is the dark part of the chart



Key

- **DMC 890** Ultra Dark Pistachio Green
- **DMC 500** Very Dark Blue Green
- **DMC BLANC** White
- **DMC 666** Bright Red
- **DMC 745** Light Pale Yellow
- **DMC 562** Medium Jade
- **DMC 898** Very Dark Coffee Brown
- **DMC 563** Light Jade
- **DMC 814** Dark Garnet
- **DMC 728** Topaz
- **DMC 931** Medium Antique Blue
- **DMC 498** Dark Red
- **DMC 869** Very Dark Hazelnut Brown
- **DMC 3752** Very Light Antique Blue
- **DMC 319** Very Dark Pistachio Green
- **DMC 433** Medium Brown
- **DMC 3705** Dark Melon

Classic candy cane Needlepoint pattern

Columns 1 to 90, rows 68 to 126. Gray squares: charted already, do not stitch again

This page is the dark part of the chart

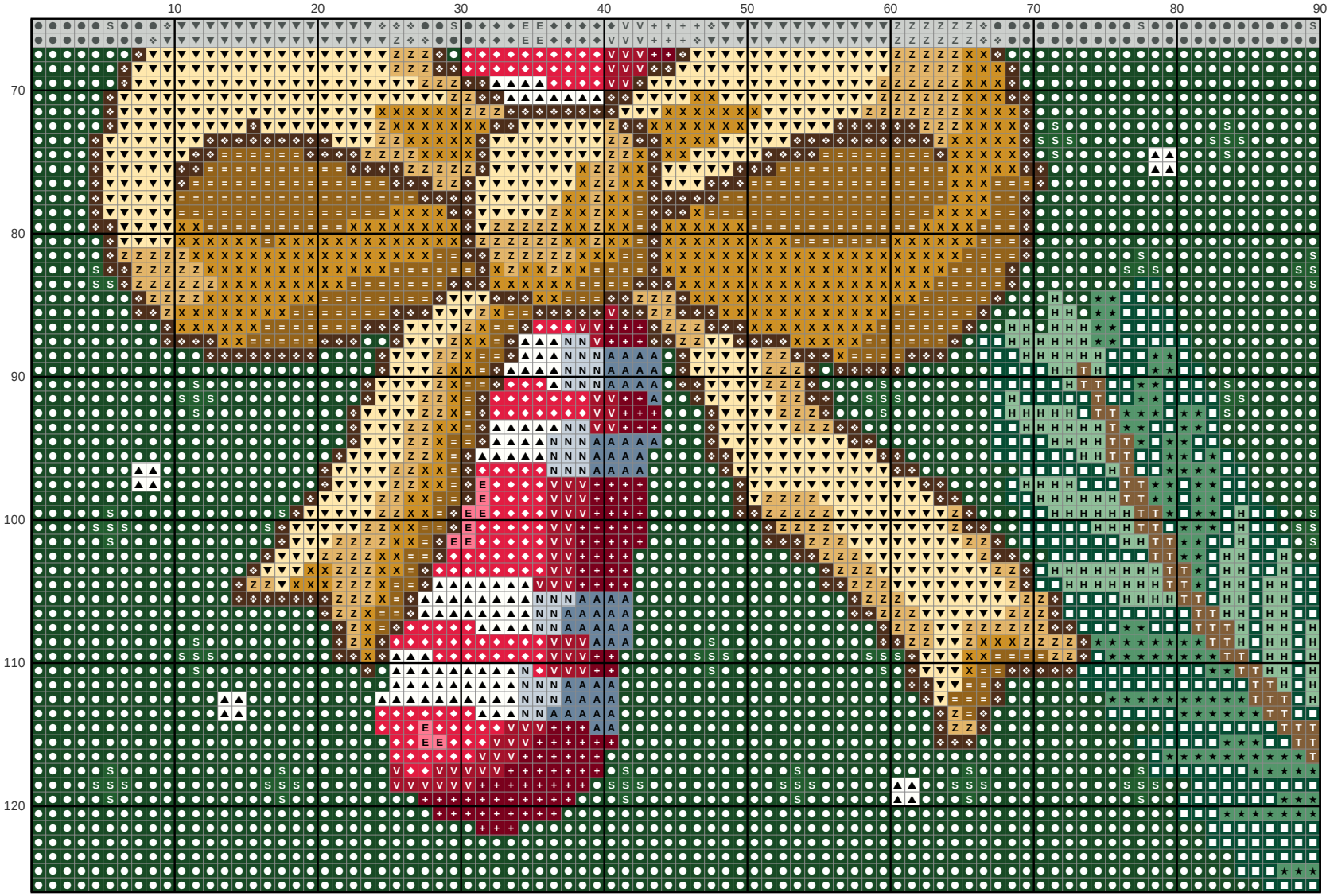

Key

- **DMC 890** Ultra Dark Pistachio Green
- **DMC 500** Very Dark Blue Green
- **DMC BLANC** White
- **DMC 666** Bright Red
- **DMC 745** Light Pale Yellow
- **DMC 562** Medium Jade
- **DMC 898** Very Dark Coffee Brown
- **DMC 783** Medium Topaz
- **DMC 563** Light Jade
- **DMC 814** Dark Garnet
- **DMC 780** Ultra Very Dark Topaz
- **DMC 728** Topaz
- **DMC 931** Medium Antique Blue
- **DMC 498** Dark Red
- **DMC 869** Very Dark Hazelnut Brown
- **DMC 3752** Very Light Antique Blue
- **DMC 319** Very Dark Pistachio Green
- **DMC 3705** Dark Melon