Classic Venice carnival mask

Needlepoint pattern | 90 x 126 stitches | 5 x 7 in (12.7 x 17.8 cm) on 18 mesh | 19 colors



How to stitch it



1. Each square is one tent stitch, up at 1, down at 2. Lines in continental, right to left, the canvas upside down for the next row; wide areas in basketweave.
2. Cut 18 in of thread. Start and end it without a knot left behind.
3. Mark the middle of the canvas. It is the outlined square on page 2, column 45, row 63 (DMC 814): start there. Count threads, not holes.
4. Go on from it: picture first, background last. Gray squares are on two pages: stitch them once.
5. When it is done, block it square.

First time? How to needlepoint: flossfield.com/needlepoint/guides/how-to-start/
How to read a chart: flossfield.com/needlepoint/guides/how-to-read-a-chart/

What you need

Canvas: blank mono canvas, 18 mesh (18 threads to the inch), cut 9 in wide x 11 in high (22.9 x 27.9 cm).

Needle: blunt tapestry, size 22. Also masking tape for the cut edges, and small scissors.

Thread: six-strand floss, 19 colors, about 22 skeins in all (an estimate). Stitch with 4 strands (5 or 6 if canvas shows).

Frame it: acid-free board and a frame.
How to frame needlepoint.

Thread list, DMC

			stitches	skeins
●	3746	Dark Blue Violet	1,690	2
■	333	Very Dark Blue Violet	1,599	2
▲	3835	Medium Grape	1,281	2
◆	3834	Dark Grape	794	1
▼	3836	Light Grape	772	1
★	3042	Light Antique Violet	764	1
❖	3864	Light Mocha Beige	730	1
X	814	Dark Garnet	623	1
H	739	Ultra Very Light Tan	534	1
+	3354	Light Dusty Rose	448	1
=	680	Dark Old Gold	425	1
Z	3685	Very Dark Mauve	287	1
A	3350	Ultra Dark Dusty Rose	283	1
V	3733	Dusty Rose	282	1
T	676	Light Old Gold	225	1
N	712	Cream	200	1
S	3371	Black Brown	174	1
K	869	Very Dark Hazelnut Brown	141	1
E	754	Light Peach	88	1

Skeins are estimates: the thread a stitch takes on the front and back of 18 mesh canvas, plus 30 percent, rounded up for each color.
Thread colors are approximate screen matches to DMC numbers. Check against real thread before you buy.
For your own stitching, gifts and handmade pieces you sell. Do not resell or share this PDF or copies of it.

Classic Venice carnival mask

Needlepoint pattern

Columns 1 to 90, rows 1 to 67. Start at the red outline

This page is the dark part of the chart



Key

- **DMC 3746** Dark Blue Violet
- **DMC 333** Very Dark Blue Violet
- **DMC 3835** Medium Grape
- **DMC 3834** Dark Grape
- **DMC 3836** Light Grape
- **DMC 3042** Light Antique Violet
- **DMC 3864** Light Mocha Beige
- **DMC 814** Dark Garnet
- **DMC 739** Ultra Very Light Tan
- **DMC 3354** Light Dusty Rose
- **DMC 680** Dark Old Gold
- **DMC 3685** Very Dark Mauve
- **DMC 3350** Ultra Dark Dusty Rose
- **DMC 3733** Dusty Rose
- **DMC 676** Light Old Gold
- **DMC 712** Cream
- **DMC 3371** Black Brown
- **DMC 869** Very Dark Hazelnut Brown
- **DMC 754** Light Peach

Classic Venice carnival mask

Needlepoint pattern

Columns 1 to 90, rows 68 to 126. Gray squares: charted already, do not stitch again

This page is the dark part of the chart



Key

- **DMC 3746** Dark Blue Violet
- **DMC 333** Very Dark Blue Violet
- **DMC 3835** Medium Grape
- **DMC 3834** Dark Grape
- **DMC 3836** Light Grape
- **DMC 3042** Light Antique Violet
- **DMC 3864** Light Mocha Beige
- **DMC 814** Dark Garnet
- **DMC 739** Ultra Very Light Tan
- **DMC 3354** Light Dusty Rose
- **DMC 680** Dark Old Gold
- **DMC 3685** Very Dark Mauve
- **DMC 3350** Ultra Dark Dusty Rose
- **DMC 676** Light Old Gold
- **DMC 3371** Black Brown
- **DMC 869** Very Dark Hazelnut Brown
- **DMC 754** Light Peach