Classic orange tabby cat

Needlepoint pattern | 140 x 140 stitches | 14 x 14 in (35.6 x 35.6 cm) on 10 mesh | 24 colors



How to stitch it



1. Each square is one tent stitch, up at 1, down at 2. Lines in continental, right to left, the canvas upside down for the next row; wide areas in basketweave.
2. Cut 18 in of thread. Start and end it without a knot left behind.
3. Mark the middle of the canvas. It is the outlined square on page 2, column 70, row 70 (DMC 300): start there. Count threads, not holes.
4. Go on from it: picture first, background last. Gray squares are on two pages: stitch them once.
5. Last, two more rows all round in DMC 934: the seam hides them.

First time? How to needlepoint: flossfield.com/needlepoint/guides/how-to-start/
How to read a chart: flossfield.com/needlepoint/guides/how-to-read-a-chart/

What you need

Canvas: blank mono canvas, 10 mesh (10 threads to the inch), cut 18.5 in square (47 cm).

Needle: blunt tapestry, size 18. Also masking tape for the cut edges, and small scissors.

Thread: pearl cotton size 3, 24 colors, about 43 skeins in all (an estimate). Stitch with 2 lengths together.

Make it a pillow: backing fabric, an insert the size of the stitching or an inch larger, and cord or piping for the edge. How to finish a pillow.

Thread list, DMC

			stitches	skeins
●	**934**	Black Avocado Green	7,310	13
■	**300**	Very Dark Mahogany	1,307	2
▲	**977**	Light Golden Brown	1,223	2
◆	**739**	Ultra Very Light Tan	1,038	2
▼	**3733**	Dusty Rose	969	2
★	**815**	Medium Garnet	917	2
❖	**3827**	Pale Golden Brown	897	2
X	**3346**	Hunter Green	752	2
H	**712**	Cream	563	1
+	**3834**	Dark Grape	475	1
=	**920**	Medium Copper	471	1
Z	**921**	Copper	464	1
A	**939**	Very Dark Navy Blue	461	1
V	**3350**	Ultra Dark Dusty Rose	452	1
T	**783**	Medium Topaz	389	1
N	**3689**	Light Mauve	318	1
S	**3347**	Medium Yellow Green	295	1
K	**502**	Blue Green	269	1
E	**797**	Royal Blue	223	1
C	**471**	Very Light Avocado Green	219	1
P	**798**	Dark Delft Blue	190	1
U	**503**	Medium Blue Green	186	1
L	**799**	Medium Delft Blue	144	1
2	**938**	Ultra Dark Coffee Brown	68	1

Skeins are estimates, with the two extra rows: the thread a stitch takes on the front and back of 10 mesh canvas, plus 30 percent, rounded up for each color.

Thread colors are approximate screen matches to DMC numbers. Check against real thread before you buy.

For your own stitching, gifts and handmade pieces you sell. Do not resell or share this PDF or copies of it.

Classic orange tabby cat

Needlepoint pattern

Columns 1 to 70, rows 1 to 70. Start at the red outline

This page is the dark part of the chart



Key

- ● **DMC 934** Black Avocado Green
- ■ **DMC 300** Very Dark Mahogany
- ▲ **DMC 977** Light Golden Brown
- ◆ **DMC 739** Ultra Very Light Tan
- ▼ **DMC 3733** Dusty Rose
- ★ **DMC 815** Medium Garnet
- ❖ **DMC 3827** Pale Golden Brown
- X **DMC 3346** Hunter Green
- H **DMC 712** Cream
- \+ **DMC 3834** Dark Grape
- = **DMC 920** Medium Copper
- Z **DMC 921** Copper
- V **DMC 3350** Ultra Dark Dusty Rose
- T **DMC 783** Medium Topaz
- N **DMC 3689** Light Mauve
- S **DMC 3347** Medium Yellow Green
- K **DMC 502** Blue Green
- C **DMC 471** Very Light Avocado Green
- U **DMC 503** Medium Blue Green
- 2 **DMC 938** Ultra Dark Coffee Brown

Classic orange tabby cat

Needlepoint pattern

This page is the dark part of the chart

Columns 71 to 140, rows 1 to 70. Gray squares: charted already, do not stitch again



Key

- **DMC 934** Black Avocado Green
- **DMC 300** Very Dark Mahogany
- **DMC 977** Light Golden Brown
- **DMC 739** Ultra Very Light Tan
- **DMC 3733** Dusty Rose
- **DMC 815** Medium Garnet
- **DMC 3827** Pale Golden Brown
- **DMC 3346** Hunter Green
- **DMC 712** Cream
- **DMC 3834** Dark Grape
- **DMC 920** Medium Copper
- **DMC 921** Copper
- **DMC 3350** Ultra Dark Dusty Rose
- **DMC 783** Medium Topaz
- **DMC 3689** Light Mauve
- **DMC 3347** Medium Yellow Green
- **DMC 502** Blue Green
- **DMC 471** Very Light Avocado Green
- **DMC 503** Medium Blue Green

Classic orange tabby cat

Needlepoint pattern

This page is the dark part of the chart

Columns 1 to 70, rows 71 to 140. Gray squares: charted already, do not stitch again



Key

- ● **DMC 934** Black Avocado Green
- ■ **DMC 300** Very Dark Mahogany
- ▲ **DMC 977** Light Golden Brown
- ◆ **DMC 739** Ultra Very Light Tan
- ▼ **DMC 3733** Dusty Rose
- ★ **DMC 815** Medium Garnet
- ❖ **DMC 3827** Pale Golden Brown
- X **DMC 3346** Hunter Green
- H **DMC 712** Cream
- \+ **DMC 3834** Dark Grape
- = **DMC 920** Medium Copper
- Z **DMC 921** Copper
- A **DMC 939** Very Dark Navy Blue
- V **DMC 3350** Ultra Dark Dusty Rose
- T **DMC 783** Medium Topaz
- N **DMC 3689** Light Mauve
- S **DMC 3347** Medium Yellow Green
- K **DMC 502** Blue Green
- E **DMC 797** Royal Blue
- C **DMC 471** Very Light Avocado Green
- P **DMC 798** Dark Delft Blue
- U **DMC 503** Medium Blue Green
- L **DMC 799** Medium Delft Blue

Classic orange tabby cat

Needlepoint pattern

Columns 71 to 140, rows 71 to 140. Gray squares: charted already, do not stitch again

This page is the dark part of the chart



Key

- ● **DMC 934** Black Avocado Green
- ■ **DMC 300** Very Dark Mahogany
- ▲ **DMC 977** Light Golden Brown
- ◆ **DMC 739** Ultra Very Light Tan
- ▼ **DMC 3733** Dusty Rose
- ★ **DMC 815** Medium Garnet
- ❖ **DMC 3827** Pale Golden Brown
- X **DMC 3346** Hunter Green
- H **DMC 712** Cream
- \+ **DMC 3834** Dark Grape
- = **DMC 920** Medium Copper
- Z **DMC 921** Copper
- A **DMC 939** Very Dark Navy Blue
- V **DMC 3350** Ultra Dark Dusty Rose
- T **DMC 783** Medium Topaz
- N **DMC 3689** Light Mauve
- S **DMC 3347** Medium Yellow Green
- K **DMC 502** Blue Green
- E **DMC 797** Royal Blue
- C **DMC 471** Very Light Avocado Green
- P **DMC 798** Dark Delft Blue
- U **DMC 503** Medium Blue Green
- L **DMC 799** Medium Delft Blue