Classic chef's hat

Needlepoint pattern | 90 x 126 stitches | 5 x 7 in (12.7 x 17.8 cm) on 18 mesh | 20 colors



How to stitch it



1. Each square is one tent stitch, up at 1, down at 2. Lines in continental, right to left, the canvas upside down for the next row; wide areas in basketweave.
2. Cut 18 in of thread. Start and end it without a knot left behind.
3. Mark the middle of the canvas. It is the outlined square on page 2, column 45, row 63 (DMC 3752): start there. Count threads, not holes.
4. Go on from it: picture first, background last. Gray squares are on two pages: stitch them once.
5. When it is done, block it square.

First time? How to needlepoint: flossfield.com/needlepoint/guides/how-to-start/
How to read a chart: flossfield.com/needlepoint/guides/how-to-read-a-chart/

What you need

Canvas: blank mono canvas, 18 mesh (18 threads to the inch), cut 9 in wide x 11 in high (22.9 x 27.9 cm).

Needle: blunt tapestry, size 22. Also masking tape for the cut edges, and small scissors.

Thread: six-strand floss, 20 colors, about 22 skeins in all (an estimate). Stitch with 4 strands (5 or 6 if canvas shows).

Frame it: acid-free board and a frame.
How to frame needlepoint.

Thread list, DMC

			stitches	skeins
●	931	Medium Antique Blue	1,555	2
■	3865	Winter White	1,542	2
▲	739	Ultra Very Light Tan	1,153	1
◆	801	Dark Coffee Brown	1,150	1
▼	435	Very Light Brown	1,139	1
★	3750	Very Dark Antique Blue	1,062	1
❖	3752	Very Light Antique Blue	850	1
X	930	Dark Antique Blue	565	1
H	932	Light Antique Blue	460	1
+	437	Light Tan	327	1
=	922	Light Copper	302	1
Z	921	Copper	210	1
A	919	Red Copper	191	1
V	815	Medium Garnet	176	1
T	3346	Hunter Green	176	1
N	402	Very Light Mahogany	123	1
S	666	Bright Red	112	1
K	817	Very Dark Coral Red	98	1
E	3042	Light Antique Violet	78	1
C	523	Light Fern Green	71	1

Skeins are estimates: the thread a stitch takes on the front and back of 18 mesh canvas, plus 30 percent, rounded up for each color.
Thread colors are approximate screen matches to DMC numbers. Check against real thread before you buy.
For your own stitching, gifts and handmade pieces you sell. Do not resell or share this PDF or copies of it.

Classic chef's hat

Needlepoint pattern

Columns 1 to 90, rows 1 to 67. Start at the red outline

This page is the dark part of the chart



Key

- DMC 931 — Medium Antique Blue
- DMC 3865 — Winter White
- DMC 739 — Ultra Very Light Tan
- DMC 801 — Dark Coffee Brown
- DMC 435 — Very Light Brown
- DMC 3750 — Very Dark Antique Blue
- DMC 3752 — Very Light Antique Blue
- DMC 930 — Dark Antique Blue
- DMC 932 — Light Antique Blue
- DMC 437 — Light Tan
- DMC 922 — Light Copper
- DMC 921 — Copper
- DMC 919 — Red Copper
- DMC 402 — Very Light Mahogany

Classic chef's hat

Needlepoint pattern

Columns 1 to 90, rows 68 to 126. Gray squares: charted already, do not stitch again

This page is the dark part of the chart



Key

- ● **DMC 931** Medium Antique Blue
- ■ **DMC 3865** Winter White
- ▲ **DMC 739** Ultra Very Light Tan
- ◆ **DMC 801** Dark Coffee Brown
- ▼ **DMC 435** Very Light Brown
- ★ **DMC 3750** Very Dark Antique Blue
- ❖ **DMC 3752** Very Light Antique Blue
- X **DMC 930** Dark Antique Blue
- H **DMC 932** Light Antique Blue
- \+ **DMC 437** Light Tan
- = **DMC 922** Light Copper
- Z **DMC 921** Copper
- A **DMC 919** Red Copper
- V **DMC 815** Medium Garnet
- T **DMC 3346** Hunter Green
- N **DMC 402** Very Light Mahogany
- S **DMC 666** Bright Red
- K **DMC 817** Very Dark Coral Red
- E **DMC 3042** Light Antique Violet
- C **DMC 523** Light Fern Green