Classic chickadee

Needlepoint pattern | 90 x 90 stitches | 5 x 5 in (12.7 x 12.7 cm) on 18 mesh | 18 colors



How to stitch it



1. Each square is one tent stitch, up at 1, down at 2. Lines in continental, right to left, the canvas upside down for the next row; wide areas in basketweave.
2. Cut 18 in of thread. Start and end it without a knot left behind.
3. Mark the middle of the canvas. It is the outlined square on page 2, column 45, row 45 (DMC 646): start there. Count threads, not holes.
4. Go on from it: picture first, background last. Gray squares are on two pages: stitch them once.
5. Last, two more rows all round, each stitch in the color it lies beside: the opening's edge hides them.

First time? How to needlepoint: flossfield.com/needlepoint/guides/how-to-start/
How to read a chart: flossfield.com/needlepoint/guides/how-to-read-a-chart/

What you need

Canvas: blank mono canvas, 18 mesh (18 threads to the inch), cut 9.5 in square (24.1 cm).

Needle: blunt tapestry, size 22. Also masking tape for the cut edges, and small scissors.

Thread: six-strand floss, 18 colors, about 20 skeins in all (an estimate). Stitch with 4 strands (5 or 6 if canvas shows).

Fit it into a lid: the box or tray, acid-free board and backing. Measure the opening first.
How to fit it into a lid.

Thread list, DMC

			stitches	skeins
●	**926**	Medium Gray Green	2,652	3
■	**928**	Very Light Gray Green	820	1
▲	**927**	Light Gray Green	647	1
◆	**310**	Black	548	1
▼	**500**	Very Dark Blue Green	540	1
★	**BLANC**	White	432	1
❖	**501**	Dark Blue Green	424	1
X	**3031**	Very Dark Mocha Brown	366	1
H	**503**	Medium Blue Green	331	1
+	**433**	Medium Brown	248	1
=	**413**	Dark Pewter Gray	242	1
Z	**646**	Dark Beaver Gray	191	1
A	**738**	Very Light Tan	170	1
V	**647**	Medium Beaver Gray	158	1
T	**437**	Light Tan	121	1
N	**3787**	Dark Brown Gray	90	1
S	**739**	Ultra Very Light Tan	61	1
K	**762**	Very Light Pearl Gray	59	1

Skeins are estimates, with the two extra rows: the thread a stitch takes on the front and back of 18 mesh canvas, plus 30 percent, rounded up for each color.

Thread colors are approximate screen matches to DMC numbers. Check against real thread before you buy.

For your own stitching, gifts and handmade pieces you sell. Do not resell or share this PDF or copies of it.

Classic chickadee

Needlepoint pattern

Columns 1 to 49, rows 1 to 90. Start at the red outline

This page is the dark part of the chart



Key

- ● **DMC 926** Medium Gray Green
- ■ **DMC 928** Very Light Gray Green
- ▲ **DMC 927** Light Gray Green
- ◆ **DMC 310** Black
- ▼ **DMC 500** Very Dark Blue Green
- ★ **DMC BLANC** White
- ❖ **DMC 501** Dark Blue Green
- X **DMC 3031** Very Dark Mocha Brown
- H **DMC 503** Medium Blue Green
- \+ **DMC 433** Medium Brown
- = **DMC 413** Dark Pewter Gray
- Z **DMC 646** Dark Beaver Gray
- A **DMC 738** Very Light Tan
- V **DMC 647** Medium Beaver Gray
- T **DMC 437** Light Tan
- N **DMC 3787** Dark Brown Gray
- S **DMC 739** Ultra Very Light Tan
- K **DMC 762** Very Light Pearl Gray

Classic chickadee

Needlepoint pattern

Columns 50 to 90, rows 1 to 90. Gray squares: charted already, do not stitch again

This page is the dark part of the chart

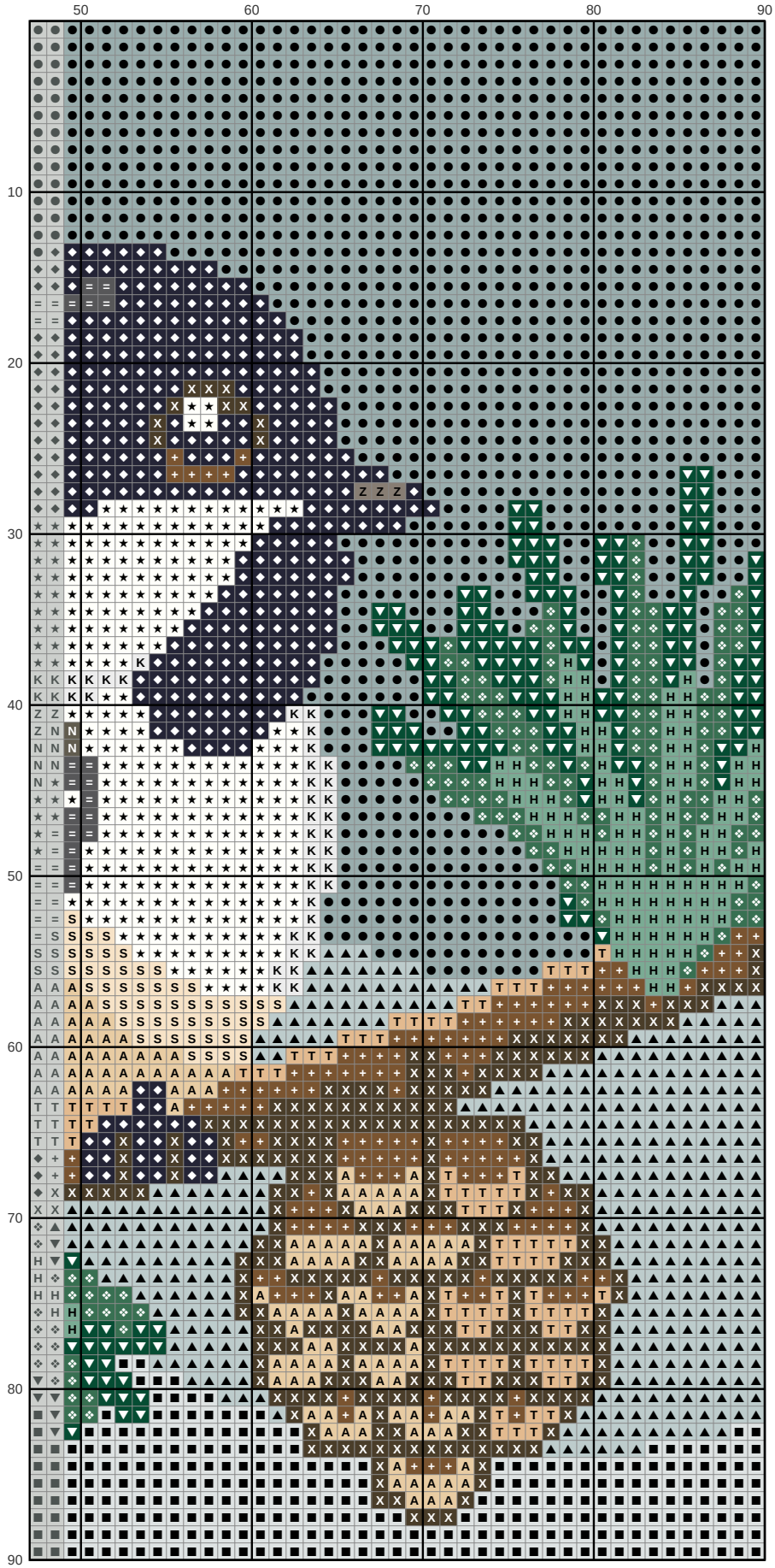

Key

- ● **DMC 926** Medium Gray Green
- ■ **DMC 928** Very Light Gray Green
- ▲ **DMC 927** Light Gray Green
- ◆ **DMC 310** Black
- ▼ **DMC 500** Very Dark Blue Green
- ★ **DMC BLANC** White
- ❖ **DMC 501** Dark Blue Green
- X **DMC 3031** Very Dark Mocha Brown
- H **DMC 503** Medium Blue Green
- \+ **DMC 433** Medium Brown
- = **DMC 413** Dark Pewter Gray
- Z **DMC 646** Dark Beaver Gray
- A **DMC 738** Very Light Tan
- T **DMC 437** Light Tan
- N **DMC 3787** Dark Brown Gray
- S **DMC 739** Ultra Very Light Tan
- K **DMC 762** Very Light Pearl Gray