Classic Chihuahua Christmas stocking

Needlepoint pattern | 143 x 234 stitches | 11 x 18 in (27.9 x 45.7 cm) on 13 mesh | 23 colors



How to stitch it



1. Each square is one tent stitch, up at 1, down at 2. Lines in continental, right to left, the canvas upside down for the next row; wide areas in basketweave.
2. Cut 18 in of thread. Start and end it without a knot left behind.
3. Mark the crossing 2 in from the top and right edges of the canvas. It is the outlined square, top right of page 2, column 143, row 1 (DMC 712): start there. Count threads, not holes.
4. The name first, where you put one on it, then downward, background as you go. Gray squares are on two pages: stitch them once. Empty squares stay bare.
5. Last, two more rows all round, each stitch in the color it lies beside: the seam hides them. Ask your finisher first.

The dashed box on the cuff is the place for a name, and the two red marks are its middle: type one on the pattern's page to have it charted.

First time? How to needlepoint: flossfield.com/needlepoint/guides/how-to-start/
How to read a chart: flossfield.com/needlepoint/guides/how-to-read-a-chart/

What you need

Canvas: blank mono canvas, 13 mesh (13 threads to the inch), cut 15.5 in wide x 22.5 in high (39.4 x 57.2 cm).

Needle: blunt tapestry, size 20. Also masking tape for the cut edges, and small scissors.

Thread: six-strand floss, 23 colors, about 49 skeins in all (an estimate). Stitch with 7 strands (8 if canvas shows).

Make it a stocking: a finisher, who backs and lines it (ask months before Christmas), or backing, lining, cord and a loop to sew it up yourself. How to finish a stocking.

Thread list, DMC

			stitches	skeins
●	890	Ultra Dark Pistachio Green	5,647	10
■	712	Cream	3,065	5
▲	501	Dark Blue Green	1,315	3
◆	436	Tan	1,220	2
▼	498	Dark Red	1,163	2
★	502	Blue Green	1,154	2
❖	434	Light Brown	1,148	2
X	437	Light Tan	990	2
H	842	Very Light Beige Brown	973	2
+	435	Very Light Brown	943	2
=	739	Ultra Very Light Tan	935	2
Z	801	Dark Coffee Brown	828	2
A	840	Medium Beige Brown	662	2
V	815	Medium Garnet	650	2
T	321	Red	634	1
N	503	Medium Blue Green	590	1
S	319	Very Dark Pistachio Green	296	1
K	783	Medium Topaz	290	1
E	3778	Light Terra Cotta	145	1
C	500	Very Dark Blue Green	99	1
P	3371	Black Brown	86	1
U	3821	Straw	55	1
L	3801	Very Dark Melon	32	1

Skeins are estimates, with the two extra rows: the thread a stitch takes on the front and back of 13 mesh canvas, plus 30 percent, rounded up for each color.

Thread colors are approximate screen matches to DMC numbers. Check against real thread before you buy.

For your own stitching, gifts and handmade pieces you sell. Do not resell or share this PDF or copies of it.

Classic Chihuahua Christmas stocking

Needlepoint pattern

Columns 62 to 143, rows 1 to 71. Start at the red outline

This page is the dark part of the chart



Key

- **DMC 890** Ultra Dark Pistachio Green
- **DMC 712** Cream
- **DMC 501** Dark Blue Green
- **DMC 436** Tan
- **DMC 498** Dark Red
- **DMC 502** Blue Green
- **DMC 434** Light Brown
- **DMC 739** Ultra Very Light Tan
- **DMC 801** Dark Coffee Brown
- **DMC 815** Medium Garnet
- **DMC 503** Medium Blue Green
- **DMC 319** Very Dark Pistachio Green
- **DMC 783** Medium Topaz

Classic Chihuahua Christmas stocking

Needlepoint pattern

Columns 61 to 143, rows 72 to 140. Gray squares: charted already, do not stitch again

This page is the dark part of the chart



Key

- **DMC 890** Ultra Dark Pistachio Green
- **DMC 712** Cream
- **DMC 501** Dark Blue Green
- **DMC 436** Tan
- **DMC 498** Dark Red
- **DMC 434** Light Brown
- **DMC 437** Light Tan
- **DMC 435** Very Light Brown
- **DMC 739** Ultra Very Light Tan
- **DMC 801** Dark Coffee Brown
- **DMC 815** Medium Garnet
- **DMC 321** Red
- **DMC 503** Medium Blue Green
- **DMC 319** Very Dark Pistachio Green
- **DMC 783** Medium Topaz
- **DMC 3778** Light Terra Cotta
- **DMC 3371** Black Brown
- **DMC 3821** Straw
- **DMC 3801** Very Dark Melon

Classic Chihuahua Christmas stocking

Needlepoint pattern

Columns 1 to 72, rows 141 to 234. Gray squares: charted already, do not stitch again

This page is the dark part of the chart



Classic Chihuahua Christmas stocking

Needlepoint pattern

Columns 73 to 143, rows 141 to 234. Gray squares: charted already, do not stitch again

This page is the dark part of the chart

