Classic Chinese dragon

Needlepoint pattern | 72 x 72 stitches | 4 x 4 in (10.2 x 10.2 cm) on 18 mesh | 12 colors



How to stitch it



1. Each square is one tent stitch, up at 1, down at 2. Lines in continental, right to left, the canvas upside down for the next row; wide areas in basketweave.
2. Cut 18 in of thread. Start and end it without a knot left behind.
3. Mark the middle of the canvas. It is the outlined square, column 36, row 36 (DMC 726): start there. Count threads, not holes.
4. Go on from it: picture first, background last. End the thread before crossing another color.
5. Last, two more rows all round in DMC 498: the board's edge hides them.

First time? How to needlepoint: flossfield.com/needlepoint/guides/how-to-start/
How to read a chart: flossfield.com/needlepoint/guides/how-to-read-a-chart/

What you need

Canvas: blank mono canvas, 18 mesh (18 threads to the inch), cut 8.5 in square (21.6 cm).

Needle: blunt tapestry, size 22. Also masking tape for the cut edges, and small scissors.

Thread: six-strand floss, 12 colors, about 14 skeins in all (an estimate). Stitch with 4 strands (5 or 6 if canvas shows).

Make it an ornament: board, thin batting, backing fabric and twisted cord.
How to finish an ornament.

Thread list, DMC

			stitches	skeins
●	**498**	Dark Red	2,952	3
★	**783**	Medium Topaz	657	1
▼	**726**	Light Topaz	520	1
❖	**920**	Medium Copper	371	1
▲	**959**	Medium Seagreen	187	1
H	**745**	Light Pale Yellow	172	1
◆	**3812**	Very Dark Seagreen	112	1
■	**BLANC**	White	102	1
+	**728**	Topaz	60	1
=	**970**	Light Pumpkin	25	1
Z	**800**	Pale Delft Blue	22	1
X	**310**	Black	4	1

Skeins are estimates, with the two extra rows: the thread a stitch takes on the front and back of 18 mesh canvas, plus 30 percent, rounded up for each color.

Thread colors are approximate screen matches to DMC numbers. Check against real thread before you buy.

For your own stitching, gifts and handmade pieces you sell. Do not resell or share this PDF or copies of it.

Classic Chinese dragon Needlepoint pattern

Chart: 72 x 72 stitches. Start at the red outline

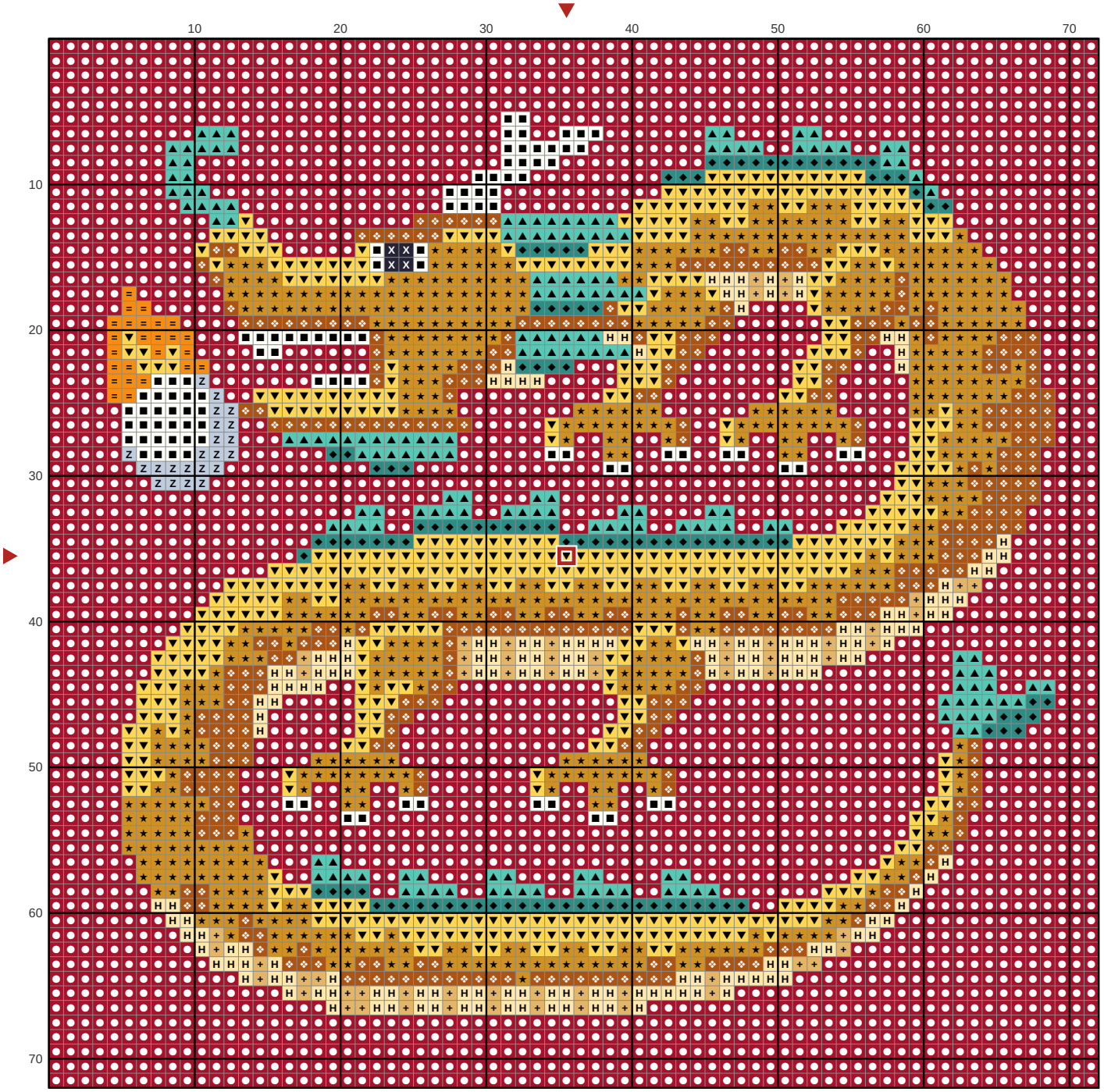

Key

- DMC 498 Dark Red
- DMC 783 Medium Topaz
- DMC 726 Light Topaz
- DMC 920 Medium Copper
- DMC 959 Medium Seagreen
- DMC 745 Light Pale Yellow
- DMC 3812 Very Dark Seagreen
- DMC BLANC White
- DMC 728 Topaz
- DMC 970 Light Pumpkin
- DMC 800 Pale Delft Blue
- DMC 310 Black