Classic Christmas bell with holly

Needlepoint pattern | 90 x 90 stitches | 5 x 5 in (12.7 x 12.7 cm) on 18 mesh | 18 colors



How to stitch it



1. Each square is one tent stitch, up at 1, down at 2. Lines in continental, right to left, the canvas upside down for the next row; wide areas in basketweave.
2. Cut 18 in of thread. Start and end it without a knot left behind.
3. Mark the middle of the canvas. It is the outlined square on page 2, column 45, row 45 (DMC 3821): start there. Count threads, not holes.
4. Go on from it: picture first, background last. Gray squares are on two pages: stitch them once.
5. Last, two more rows all round in DMC 3820: the opening's edge hides them.

First time? How to needlepoint: flossfield.com/needlepoint/guides/how-to-start/
How to read a chart: flossfield.com/needlepoint/guides/how-to-read-a-chart/

What you need

Canvas: blank mono canvas, 18 mesh (18 threads to the inch), cut 9.5 in square (24.1 cm).

Needle: blunt tapestry, size 22. Also masking tape for the cut edges, and small scissors.

Thread: six-strand floss, 18 colors, about 21 skeins in all (an estimate). Stitch with 4 strands (5 or 6 if canvas shows).

Fit it into a lid: the box or tray, acid-free board and backing. Measure the opening first.
How to fit it into a lid.

Thread list, DMC

			stitches	skeins
●	**939**	Very Dark Navy Blue	1,987	2
■	**3820**	Dark Straw	1,413	2
▲	**909**	Very Dark Emerald Green	1,322	2
◆	**783**	Medium Topaz	617	1
▼	**321**	Red	415	1
★	**498**	Dark Red	370	1
❖	**938**	Ultra Dark Coffee Brown	334	1
X	**3821**	Straw	307	1
H	**814**	Dark Garnet	228	1
+	**801**	Dark Coffee Brown	222	1
=	**350**	Medium Coral	205	1
Z	**780**	Ultra Very Dark Topaz	181	1
A	**745**	Light Pale Yellow	141	1
V	**703**	Chartreuse	125	1
T	**500**	Very Dark Blue Green	108	1
N	**352**	Light Coral	59	1
S	**3348**	Light Yellow Green	54	1
K	**3823**	Ultra Pale Yellow	12	1

Skeins are estimates, with the two extra rows: the thread a stitch takes on the front and back of 18 mesh canvas, plus 30 percent, rounded up for each color.

Thread colors are approximate screen matches to DMC numbers. Check against real thread before you buy.

For your own stitching, gifts and handmade pieces you sell. Do not resell or share this PDF or copies of it.

Classic Christmas bell with holly

Needlepoint pattern

Columns 1 to 49, rows 1 to 90. Start at the red outline

This page is the dark part of the chart



Key

- **DMC 939** Very Dark Navy Blue
- **DMC 3820** Dark Straw
- **DMC 909** Very Dark Emerald Green
- **DMC 783** Medium Topaz
- **DMC 321** Red
- **DMC 498** Dark Red
- **DMC 938** Ultra Dark Coffee Brown
- **X** **DMC 3821** Straw
- **H** **DMC 814** Dark Garnet
- **+** **DMC 801** Dark Coffee Brown
- **=** **DMC 350** Medium Coral
- **Z** **DMC 780** Ultra Very Dark Topaz
- **A** **DMC 745** Light Pale Yellow
- **V** **DMC 703** Chartreuse
- **T** **DMC 500** Very Dark Blue Green
- **N** **DMC 352** Light Coral
- **S** **DMC 3348** Light Yellow Green
- **K** **DMC 3823** Ultra Pale Yellow

Classic Christmas bell with holly

Needlepoint pattern

Columns 50 to 90, rows 1 to 90. Gray squares: charted already, do not stitch again

This page is the dark part of the chart



Key

- **DMC 939** Very Dark Navy Blue
- **DMC 3820** Dark Straw
- **DMC 909** Very Dark Emerald Green
- **DMC 783** Medium Topaz
- **DMC 321** Red
- **DMC 498** Dark Red
- **DMC 938** Ultra Dark Coffee Brown
- **DMC 3821** Straw
- **DMC 814** Dark Garnet
- **DMC 801** Dark Coffee Brown
- **DMC 350** Medium Coral
- **DMC 780** Ultra Very Dark Topaz
- **DMC 703** Chartreuse
- **DMC 500** Very Dark Blue Green
- **DMC 352** Light Coral
- **DMC 3348** Light Yellow Green