Classic Christmas house at dusk

Needlepoint pattern | 90 x 126 stitches | 5 x 7 in (12.7 x 17.8 cm) on 18 mesh | 20 colors



How to stitch it



1. Each square is one tent stitch, up at 1, down at 2. Lines in continental, right to left, the canvas upside down for the next row; wide areas in basketweave.
2. Cut 18 in of thread. Start and end it without a knot left behind.
3. Mark the middle of the canvas. It is the outlined square on page 2, column 45, row 63 (DMC 3863): start there. Count threads, not holes.
4. Go on from it: picture first, background last. Gray squares are on two pages: stitch them once.
5. When it is done, block it square.

First time? How to needlepoint: flossfield.com/needlepoint/guides/how-to-start/
How to read a chart: flossfield.com/needlepoint/guides/how-to-read-a-chart/

What you need

Canvas: blank mono canvas, 18 mesh (18 threads to the inch), cut 9 in wide x 11 in high (22.9 x 27.9 cm).

Needle: blunt tapestry, size 22. Also masking tape for the cut edges, and small scissors.

Thread: six-strand floss, 20 colors, about 23 skeins in all (an estimate). Stitch with 4 strands (5 or 6 if canvas shows).

Frame it: acid-free board and a frame.
How to frame needlepoint.

Thread list, DMC

			stitches	skeins
●	**3865**	Winter White	1,582	2
■	**341**	Light Blue Violet	1,372	2
▲	**3747**	Very Light Blue Violet	1,290	2
◆	**155**	Medium Dark Blue Violet	1,122	1
▼	**3746**	Dark Blue Violet	1,024	1
★	**501**	Dark Blue Green	960	1
❖	**554**	Light Violet	698	1
X	**3863**	Medium Mocha Beige	514	1
H	**754**	Light Peach	406	1
+	**838**	Very Dark Beige Brown	384	1
=	**500**	Very Dark Blue Green	331	1
Z	**738**	Very Light Tan	270	1
A	**321**	Red	270	1
V	**3862**	Dark Mocha Beige	247	1
T	**902**	Very Dark Garnet	222	1
N	**745**	Light Pale Yellow	218	1
S	**3825**	Pale Pumpkin	183	1
K	**158**	Medium Very Dark Cornflower Blue	118	1
E	**3820**	Dark Straw	86	1
C	**502**	Blue Green	43	1

Skeins are estimates: the thread a stitch takes on the front and back of 18 mesh canvas, plus 30 percent, rounded up for each color.
Thread colors are approximate screen matches to DMC numbers. Check against real thread before you buy.
For your own stitching, gifts and handmade pieces you sell. Do not resell or share this PDF or copies of it.

Classic Christmas house at dusk

Needlepoint pattern

Columns 1 to 90, rows 1 to 63. Start at the red outline

This page is the dark part of the chart



Key

- **DMC 3865** Winter White
- **DMC 341** Light Blue Violet
- **DMC 3747** Very Light Blue Violet
- **DMC 155** Medium Dark Blue Violet
- **DMC 3746** Dark Blue Violet
- **DMC 501** Dark Blue Green
- **DMC 554** Light Violet
- **DMC 3863** Medium Mocha Beige
- **DMC 754** Light Peach
- **DMC 838** Very Dark Beige Brown
- **DMC 500** Very Dark Blue Green
- **DMC 738** Very Light Tan
- **DMC 3862** Dark Mocha Beige
- **DMC 745** Light Pale Yellow
- **DMC 3825** Pale Pumpkin
- **DMC 158**
- **DMC 3820** Dark Straw

Classic Christmas house at dusk

Needlepoint pattern

Columns 1 to 90, rows 64 to 126. Gray squares: charted already, do not stitch again

This page is the dark part of the chart

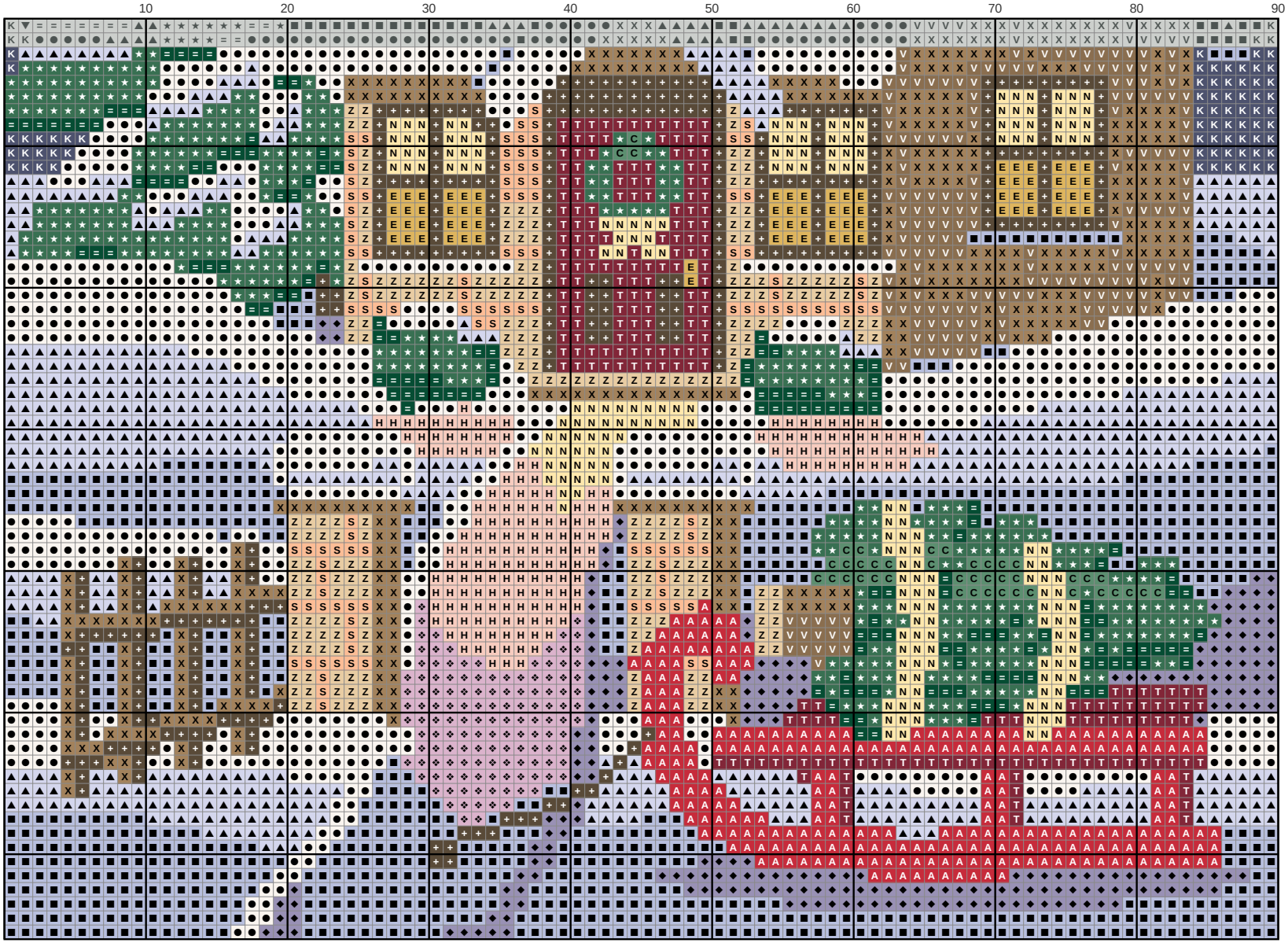

Key

- ● DMC 3865 Winter White
- ■ DMC 341 Light Blue Violet
- ▲ DMC 3747 Very Light Blue Violet
- ◆ DMC 155 Medium Dark Blue Violet
- ★ DMC 501 Dark Blue Green
- ❖ DMC 554 Light Violet
- X DMC 3863 Medium Mocha Beige
- H DMC 754 Light Peach
- \+ DMC 838 Very Dark Beige Brown
- = DMC 500 Very Dark Blue Green
- Z DMC 738 Very Light Tan
- A DMC 321 Red
- V DMC 3862 Dark Mocha Beige
- T DMC 902 Very Dark Garnet
- N DMC 745 Light Pale Yellow
- S DMC 3825 Pale Pumpkin
- K DMC 158
- E DMC 3820 Dark Straw
- C DMC 502 Blue Green