Classic Christmas lights

Needlepoint pattern | 72 x 72 stitches | 4 x 4 in (10.2 x 10.2 cm) on 18 mesh | 12 colors



How to stitch it



1. Each square is one tent stitch, up at 1, down at 2. Lines in continental, right to left, the canvas upside down for the next row; wide areas in basketweave.
2. Cut 18 in of thread. Start and end it without a knot left behind.
3. Mark the middle of the canvas. It is the outlined square, column 36, row 36 (DMC 726): start there. Count threads, not holes.
4. Go on from it: picture first, background last. End the thread before crossing another color.
5. Last, two more rows all round in DMC 310: the board's edge hides them.

First time? How to needlepoint: flossfield.com/needlepoint/guides/how-to-start/
How to read a chart: flossfield.com/needlepoint/guides/how-to-read-a-chart/

What you need

Canvas: blank mono canvas, 18 mesh (18 threads to the inch), cut 8.5 in square (21.6 cm).

Needle: blunt tapestry, size 22. Also masking tape for the cut edges, and small scissors.

Thread: six-strand floss, 12 colors, about 15 skeins in all (an estimate). Stitch with 4 strands (5 or 6 if canvas shows).

Make it an ornament: board, thin batting, backing fabric and twisted cord.
How to finish an ornament.

Thread list, DMC

			stitches	skeins				stitches	skeins
●	**310**	Black	4,485	4	+	**702**	Kelly Green	71	1
■	**700**	Bright Green	159	1	=	**799**	Medium Delft Blue	71	1
▲	**783**	Medium Topaz	87	1	❖	**498**	Dark Red	26	1
◆	**726**	Light Topaz	74	1	H	**900**	Dark Burnt Orange	26	1
★	**666**	Bright Red	72	1	Z	**797**	Royal Blue	26	1
X	**970**	Light Pumpkin	72	1	▼	**BLANC**	White	15	1

Skeins are estimates, with the two extra rows: the thread a stitch takes on the front and back of 18 mesh canvas, plus 30 percent, rounded up for each color.

Thread colors are approximate screen matches to DMC numbers. Check against real thread before you buy.

For your own stitching, gifts and handmade pieces you sell. Do not resell or share this PDF or copies of it.

Classic Christmas lights

Needlepoint pattern

Chart: 72 x 72 stitches. Start at the red outline



Key

DMC 310 Black	**DMC 666** Bright Red	**DMC 498** Dark Red
DMC 700 Bright Green	**DMC 970** Light Pumpkin	**DMC 900** Dark Burnt Orange
DMC 783 Medium Topaz	**DMC 702** Kelly Green	**DMC 797** Royal Blue
DMC 726 Light Topaz	**DMC 799** Medium Delft Blue	**DMC BLANC** White