Classic Christmas tree

Needlepoint pattern | 90 x 90 stitches | 5 x 5 in (12.7 x 12.7 cm) on 18 mesh | 18 colors



How to stitch it



1. Each square is one tent stitch, up at 1, down at 2. Lines in continental, right to left, the canvas upside down for the next row; wide areas in basketweave.
2. Cut 18 in of thread. Start and end it without a knot left behind.
3. Mark the middle of the canvas. It is the outlined square on page 2, column 45, row 45 (DMC 712): start there. Count threads, not holes.
4. Go on from it: picture first, background last. Gray squares are on two pages: stitch them once.
5. Last, two more rows all round, each stitch in the color it lies beside: the opening's edge hides them.

First time? How to needlepoint: flossfield.com/needlepoint/guides/how-to-start/
How to read a chart: flossfield.com/needlepoint/guides/how-to-read-a-chart/

What you need

Canvas: blank mono canvas, 18 mesh (18 threads to the inch), cut 9.5 in square (24.1 cm).

Needle: blunt tapestry, size 22. Also masking tape for the cut edges, and small scissors.

Thread: six-strand floss, 18 colors, about 21 skeins in all (an estimate). Stitch with 4 strands (5 or 6 if canvas shows).

Fit it into a lid: the box or tray, acid-free board and backing. Measure the opening first.
How to fit it into a lid.

Thread list, DMC

			stitches	skeins
●	**154**	Very Dark Grape	4,033	4
■	**3371**	Black Brown	846	1
▲	**500**	Very Dark Blue Green	323	1
◆	**840**	Medium Beige Brown	322	1
▼	**801**	Dark Coffee Brown	318	1
★	**3347**	Medium Yellow Green	279	1
❖	**783**	Medium Topaz	243	1
X	**3346**	Hunter Green	230	1
H	**931**	Medium Antique Blue	218	1
+	**321**	Red	188	1
=	**676**	Light Old Gold	182	1
Z	**842**	Very Light Beige Brown	169	1
A	**712**	Cream	147	1
V	**780**	Ultra Very Dark Topaz	145	1
T	**319**	Very Dark Pistachio Green	141	1
N	**368**	Light Pistachio Green	127	1
S	**3750**	Very Dark Antique Blue	110	1
K	**3328**	Dark Salmon	79	1

Skeins are estimates, with the two extra rows: the thread a stitch takes on the front and back of 18 mesh canvas, plus 30 percent, rounded up for each color.

Thread colors are approximate screen matches to DMC numbers. Check against real thread before you buy.

For your own stitching, gifts and handmade pieces you sell. Do not resell or share this PDF or copies of it.

Classic Christmas tree

Needlepoint pattern

Columns 1 to 49, rows 1 to 90. Start at the red outline

This page is the dark part of the chart



Key

- **DMC 154** Very Dark Grape
- **DMC 3371** Black Brown
- **DMC 500** Very Dark Blue Green
- **DMC 840** Medium Beige Brown
- **DMC 801** Dark Coffee Brown
- **DMC 3347** Medium Yellow Green
- **DMC 783** Medium Topaz
- **DMC 3346** Hunter Green
- **DMC 931** Medium Antique Blue
- **DMC 321** Red
- **DMC 676** Light Old Gold
- **DMC 842** Very Light Beige Brown
- **DMC 712** Cream
- **DMC 780** Ultra Very Dark Topaz
- **DMC 319** Very Dark Pistachio Green
- **DMC 368** Light Pistachio Green
- **DMC 3750** Very Dark Antique Blue
- **DMC 3328** Dark Salmon

Classic Christmas tree

Needlepoint pattern

Columns 50 to 90, rows 1 to 90. Gray squares: charted already, do not stitch again

This page is the dark part of the chart

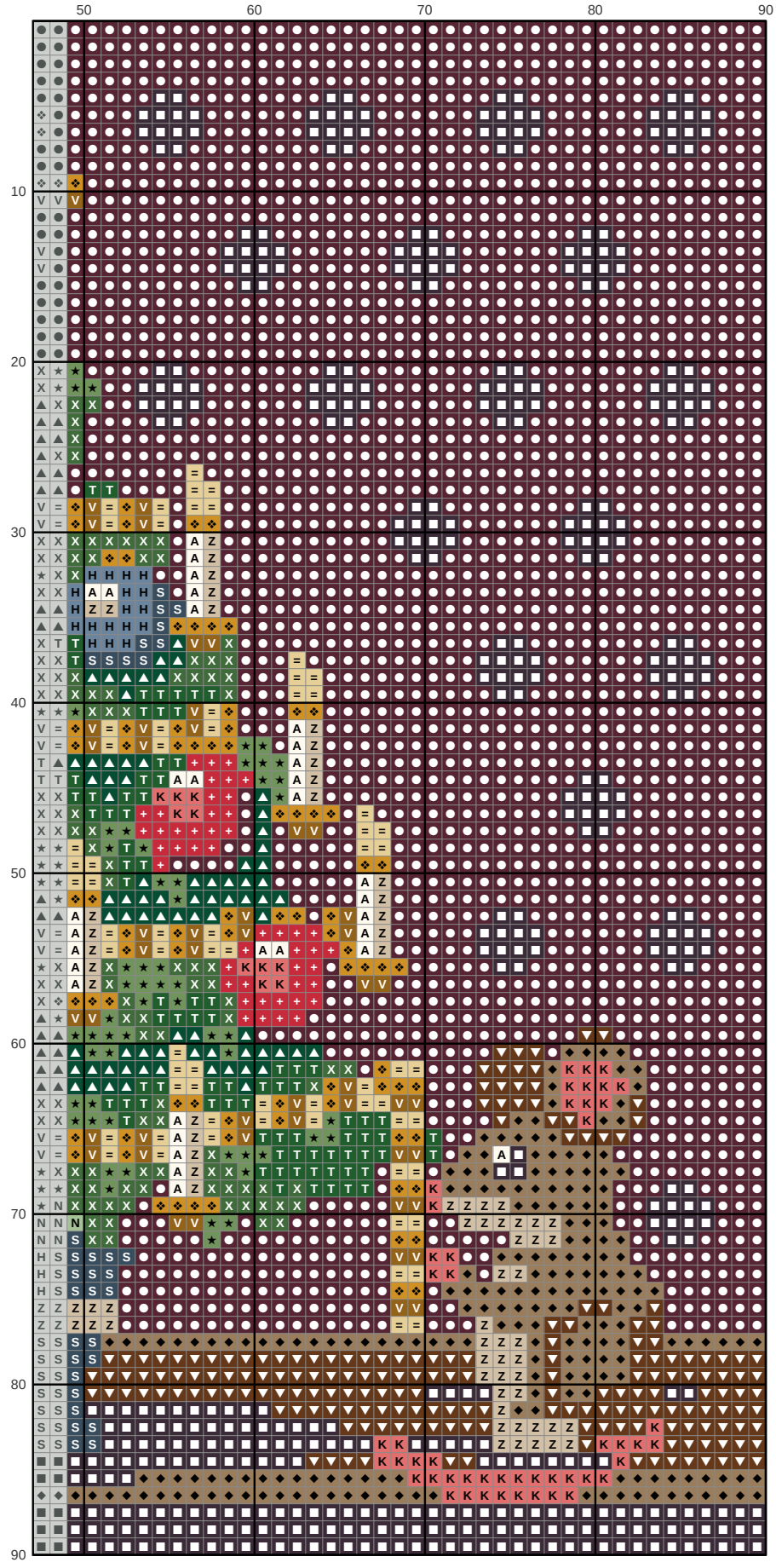

Key

- ● **DMC 154** Very Dark Grape
- ■ **DMC 3371** Black Brown
- ▲ **DMC 500** Very Dark Blue Green
- ◆ **DMC 840** Medium Beige Brown
- ▼ **DMC 801** Dark Coffee Brown
- ★ **DMC 3347** Medium Yellow Green
- ❖ **DMC 783** Medium Topaz
- X **DMC 3346** Hunter Green
- H **DMC 931** Medium Antique Blue
- \+ **DMC 321** Red
- = **DMC 676** Light Old Gold
- Z **DMC 842** Very Light Beige Brown
- A **DMC 712** Cream
- V **DMC 780** Ultra Very Dark Topaz
- T **DMC 319** Very Dark Pistachio Green
- N **DMC 368** Light Pistachio Green
- S **DMC 3750** Very Dark Antique Blue
- K **DMC 3328** Dark Salmon