Classic chrysanthemum

Needlepoint pattern | 90 x 126 stitches | 5 x 7 in (12.7 x 17.8 cm) on 18 mesh | 16 colors



How to stitch it



1. Each square is one tent stitch, up at 1, down at 2. Lines in continental, right to left, the canvas upside down for the next row; wide areas in basketweave.
2. Cut 18 in of thread. Start and end it without a knot left behind.
3. Mark the middle of the canvas. It is the outlined square on page 2, column 45, row 63 (DMC 919): start there. Count threads, not holes.
4. Go on from it: picture first, background last. Gray squares are on two pages: stitch them once.
5. When it is done, block it square.

First time? How to needlepoint: flossfield.com/needlepoint/guides/how-to-start/
How to read a chart: flossfield.com/needlepoint/guides/how-to-read-a-chart/

What you need

Canvas: blank mono canvas, 18 mesh (18 threads to the inch), cut 9 in wide x 11 in high (22.9 x 27.9 cm).

Needle: blunt tapestry, size 22. Also masking tape for the cut edges, and small scissors.

Thread: six-strand floss, 16 colors, about 20 skeins in all (an estimate). Stitch with 4 strands (5 or 6 if canvas shows).

Frame it: acid-free board and a frame.
How to frame needlepoint.

Thread list, DMC

			stitches	skeins
●	3750	Very Dark Antique Blue	6,193	5
■	3820	Dark Straw	941	1
▲	783	Medium Topaz	920	1
◆	300	Very Dark Mahogany	631	1
▼	921	Copper	496	1
★	988	Medium Forest Green	347	1
❖	3822	Light Straw	314	1
X	471	Very Light Avocado Green	313	1
H	919	Red Copper	292	1
+	987	Dark Forest Green	205	1
=	501	Dark Blue Green	188	1
Z	986	Very Dark Forest Green	134	1
A	745	Light Pale Yellow	120	1
V	472	Ultra Light Avocado Green	112	1
T	502	Blue Green	89	1
N	3816	Celadon Green	45	1

Skeins are estimates: the thread a stitch takes on the front and back of 18 mesh canvas, plus 30 percent, rounded up for each color.
Thread colors are approximate screen matches to DMC numbers. Check against real thread before you buy.
For your own stitching, gifts and handmade pieces you sell. Do not resell or share this PDF or copies of it.

Classic chrysanthemum

Needlepoint pattern

Columns 1 to 90, rows 1 to 67. Start at the red outline

This page is the dark part of the chart



Key

- **DMC 3750** Very Dark Antique Blue
- **DMC 3820** Dark Straw
- **DMC 783** Medium Topaz
- **DMC 300** Very Dark Mahogany
- **DMC 921** Copper
- **DMC 3822** Light Straw
- **H** **DMC 919** Red Copper
- **A** **DMC 745** Light Pale Yellow

Classic chrysanthemum

Needlepoint pattern

Columns 1 to 90, rows 68 to 126. Gray squares: charted already, do not stitch again

This page is the dark part of the chart



Key

- **DMC 3750** Very Dark Antique Blue
- **DMC 3820** Dark Straw
- **DMC 783** Medium Topaz
- **DMC 300** Very Dark Mahogany
- **DMC 921** Copper
- **DMC 988** Medium Forest Green
- **DMC 3822** Light Straw
- **DMC 471** Very Light Avocado Green
- **DMC 919** Red Copper
- **DMC 987** Dark Forest Green
- **DMC 501** Dark Blue Green
- **DMC 986** Very Dark Forest Green
- **DMC 745** Light Pale Yellow
- **DMC 472** Ultra Light Avocado Green
- **DMC 502** Blue Green
- **DMC 3816** Celadon Green