Classic coffee cup

Needlepoint pattern | 140 x 140 stitches | 14 x 14 in (35.6 x 35.6 cm) on 10 mesh | 24 colors



How to stitch it



1. Each square is one tent stitch, up at 1, down at 2. Lines in continental, right to left, the canvas upside down for the next row; wide areas in basketweave.
2. Cut 18 in of thread. Start and end it without a knot left behind.
3. Mark the middle of the canvas. It is the outlined square on page 2, column 70, row 70 (DMC 722): start there. Count threads, not holes.
4. Go on from it: picture first, background last. Gray squares are on two pages: stitch them once.
5. Last, two more rows all round in DMC 934: the seam hides them.

First time? How to needlepoint: flossfield.com/needlepoint/guides/how-to-start/
How to read a chart: flossfield.com/needlepoint/guides/how-to-read-a-chart/

What you need

Canvas: blank mono canvas, 10 mesh (10 threads to the inch), cut 18.5 in square (47 cm).

Needle: blunt tapestry, size 18. Also masking tape for the cut edges, and small scissors.

Thread: pearl cotton size 3, 24 colors, about 46 skeins in all (an estimate). Stitch with 2 lengths together.

Make it a pillow: backing fabric, an insert the size of the stitching or an inch larger, and cord or piping for the edge. How to finish a pillow.

Thread list, DMC

			stitches	skeins
●	**934**	Black Avocado Green	10,177	17
■	**368**	Light Pistachio Green	1,336	3
▲	**890**	Ultra Dark Pistachio Green	1,222	2
◆	**3346**	Hunter Green	1,071	2
▼	**BLANC**	White	927	2
★	**3047**	Light Yellow Beige	810	2
❖	**ECRU**	Ecru	555	1
X	**783**	Medium Topaz	542	1
H	**3347**	Medium Yellow Green	463	1
+	**780**	Ultra Very Dark Topaz	329	1
=	**938**	Ultra Dark Coffee Brown	299	1
Z	**520**	Dark Fern Green	281	1
A	**434**	Light Brown	233	1
V	**3822**	Light Straw	224	1
T	**841**	Light Beige Brown	170	1
N	**722**	Light Orange Spice	145	1
S	**350**	Medium Coral	144	1
K	**522**	Fern Green	132	1
E	**498**	Dark Red	127	1
C	**918**	Dark Red Copper	110	1
P	**814**	Dark Garnet	101	1
U	**3856**	Ultra Very Light Mahogany	101	1
L	**921**	Copper	72	1
2	**3348**	Light Yellow Green	29	1

Skeins are estimates, with the two extra rows: the thread a stitch takes on the front and back of 10 mesh canvas, plus 30 percent, rounded up for each color.

Thread colors are approximate screen matches to DMC numbers. Check against real thread before you buy.

For your own stitching, gifts and handmade pieces you sell. Do not resell or share this PDF or copies of it.

Classic coffee cup

Needlepoint pattern

Columns 1 to 74, rows 1 to 74. Start at the red outline

This page is the dark part of the chart



Key

●	**DMC 934** Black Avocado Green	X	**DMC 783** Medium Topaz	T	**DMC 841** Light Beige Brown
■	**DMC 368** Light Pistachio Green	H	**DMC 3347** Medium Yellow Green	N	**DMC 722** Light Orange Spice
▲	**DMC 890** Ultra Dark Pistachio Green	+	**DMC 780** Ultra Very Dark Topaz	K	**DMC 522** Fern Green
◆	**DMC 3346** Hunter Green	=	**DMC 938** Ultra Dark Coffee Brown	C	**DMC 918** Dark Red Copper
▼	**DMC BLANC** White	Z	**DMC 520** Dark Fern Green	U	**DMC 3856** Ultra Very Light Mahogany
★	**DMC 3047** Light Yellow Beige	A	**DMC 434** Light Brown	L	**DMC 921** Copper
❖	**DMC ECRU** Ecru	V	**DMC 3822** Light Straw	2	**DMC 3348** Light Yellow Green

Classic coffee cup

Needlepoint pattern

Columns 75 to 140, rows 1 to 74. Gray squares: charted already, do not stitch again

This page is the dark part of the chart



Key

- ● **DMC 934** Black Avocado Green
- ■ **DMC 368** Light Pistachio Green
- ▲ **DMC 890** Ultra Dark Pistachio Green
- ◆ **DMC 3346** Hunter Green
- ▼ **DMC BLANC** White
- ★ **DMC 3047** Light Yellow Beige
- ❖ **DMC ECRU** Ecru
- X **DMC 783** Medium Topaz
- H **DMC 3347** Medium Yellow Green
- \+ **DMC 780** Ultra Very Dark Topaz
- = **DMC 938** Ultra Dark Coffee Brown
- Z **DMC 520** Dark Fern Green
- A **DMC 434** Light Brown
- V **DMC 3822** Light Straw
- N **DMC 722** Light Orange Spice
- K **DMC 522** Fern Green
- C **DMC 918** Dark Red Copper
- U **DMC 3856** Ultra Very Light Mahogany
- 2 **DMC 3348** Light Yellow Green

Classic coffee cup Needlepoint pattern

Columns 1 to 74, rows 75 to 140. Gray squares: charted already, do not stitch again

This page is the dark part of the chart



Key

- **DMC 934** Black Avocado Green
- **DMC 368** Light Pistachio Green
- **DMC 890** Ultra Dark Pistachio Green
- **DMC 3346** Hunter Green
- **DMC BLANC** White
- **DMC 3047** Light Yellow Beige
- **DMC ECRU** Ecru
- **DMC 783** Medium Topaz
- **DMC 3347** Medium Yellow Green
- **DMC 780** Ultra Very Dark Topaz
- **DMC 434** Light Brown
- **DMC 3822** Light Straw
- **DMC 841** Light Beige Brown
- **DMC 722** Light Orange Spice
- **DMC 350** Medium Coral
- **DMC 498** Dark Red
- **DMC 918** Dark Red Copper
- **DMC 814** Dark Garnet
- **DMC 3856** Ultra Very Light Mahogany
- **DMC 921** Copper
- **DMC 3348** Light Yellow Green

Classic coffee cup

Needlepoint pattern

Columns 75 to 140, rows 75 to 140. Gray squares: charted already, do not stitch again

This page is the dark part of the chart



Key

- ● **DMC 934** Black Avocado Green
- ■ **DMC 368** Light Pistachio Green
- ▲ **DMC 890** Ultra Dark Pistachio Green
- ◆ **DMC 3346** Hunter Green
- ▼ **DMC BLANC** White
- ★ **DMC 3047** Light Yellow Beige
- ❖ **DMC ECRU** Ecru
- X **DMC 783** Medium Topaz
- H **DMC 3347** Medium Yellow Green
- \+ **DMC 780** Ultra Very Dark Topaz
- A **DMC 434** Light Brown
- V **DMC 3822** Light Straw
- T **DMC 841** Light Beige Brown
- N **DMC 722** Light Orange Spice
- S **DMC 350** Medium Coral
- E **DMC 498** Dark Red
- C **DMC 918** Dark Red Copper
- P **DMC 814** Dark Garnet
- U **DMC 3856** Ultra Very Light Mahogany
- 2 **DMC 3348** Light Yellow Green