Classic red coral with seashells

Needlepoint pattern | 90 x 126 stitches | 5 x 7 in (12.7 x 17.8 cm) on 18 mesh | 18 colors



How to stitch it



1. Each square is one tent stitch, up at 1, down at 2. Lines in continental, right to left, the canvas upside down for the next row; wide areas in basketweave.
2. Cut 18 in of thread. Start and end it without a knot left behind.
3. Mark the middle of the canvas. It is the outlined square on page 2, column 45, row 63 (DMC 815): start there. Count threads, not holes.
4. Go on from it: picture first, background last. Gray squares are on two pages: stitch them once.
5. When it is done, block it square.

First time? How to needlepoint: flossfield.com/needlepoint/guides/how-to-start/
How to read a chart: flossfield.com/needlepoint/guides/how-to-read-a-chart/

What you need

Canvas: blank mono canvas, 18 mesh (18 threads to the inch), cut 9 in wide x 11 in high (22.9 x 27.9 cm).

Needle: blunt tapestry, size 22. Also masking tape for the cut edges, and small scissors.

Thread: six-strand floss, 18 colors, about 22 skeins in all (an estimate). Stitch with 4 strands (5 or 6 if canvas shows).

Frame it: acid-free board and a frame.
How to frame needlepoint.

Thread list, DMC

			stitches	skeins
●	311	Medium Navy Blue	3,876	4
■	939	Very Dark Navy Blue	1,866	2
▲	154	Very Dark Grape	960	1
◆	815	Medium Garnet	725	1
▼	350	Medium Coral	684	1
★	817	Very Dark Coral Red	636	1
❖	729	Medium Old Gold	404	1
X	3340	Medium Apricot	402	1
H	712	Cream	383	1
+	543	Ultra Very Light Beige	291	1
=	3826	Golden Brown	224	1
Z	3824	Light Apricot	185	1
A	840	Medium Beige Brown	169	1
V	3341	Apricot	129	1
T	211	Light Lavender	115	1
N	676	Light Old Gold	107	1
S	3042	Light Antique Violet	94	1
K	842	Very Light Beige Brown	90	1

Skeins are estimates: the thread a stitch takes on the front and back of 18 mesh canvas, plus 30 percent, rounded up for each color.
Thread colors are approximate screen matches to DMC numbers. Check against real thread before you buy.
For your own stitching, gifts and handmade pieces you sell. Do not resell or share this PDF or copies of it.

Classic red coral with seashells

Needlepoint pattern

Columns 1 to 90, rows 1 to 67. Start at the red outline

This page is the dark part of the chart



Key

- DMC 311 Medium Navy Blue
- DMC 939 Very Dark Navy Blue
- DMC 154 Very Dark Grape
- DMC 815 Medium Garnet
- DMC 350 Medium Coral
- DMC 817 Very Dark Coral Red
- DMC 729 Medium Old Gold
- DMC 3340 Medium Apricot
- DMC 3824 Light Apricot
- DMC 3341 Apricot

Classic red coral with seashells

Needlepoint pattern

Columns 1 to 90, rows 68 to 126. Gray squares: charted already, do not stitch again

This page is the dark part of the chart



Key

- **DMC 311** Medium Navy Blue
- **DMC 939** Very Dark Navy Blue
- **DMC 154** Very Dark Grape
- **DMC 815** Medium Garnet
- **DMC 350** Medium Coral
- **DMC 817** Very Dark Coral Red
- **DMC 729** Medium Old Gold
- **X DMC 3340** Medium Apricot
- **H DMC 712** Cream
- **+ DMC 543** Ultra Very Light Beige
- **= DMC 3826** Golden Brown
- **Z DMC 3824** Light Apricot
- **A DMC 840** Medium Beige Brown
- **V DMC 3341** Apricot
- **T DMC 211** Light Lavender
- **N DMC 676** Light Old Gold
- **S DMC 3042** Light Antique Violet
- **K DMC 842** Very Light Beige Brown