Classic cornucopia

Needlepoint pattern | 140 x 140 stitches | 14 x 14 in (35.6 x 35.6 cm) on 10 mesh | 24 colors



How to stitch it



1. Each square is one tent stitch, up at 1, down at 2. Lines in continental, right to left, the canvas upside down for the next row; wide areas in basketweave.
2. Cut 18 in of thread. Start and end it without a knot left behind.
3. Mark the middle of the canvas. It is the outlined square on page 2, column 70, row 70 (DMC 3853): start there. Count threads, not holes.
4. Go on from it: picture first, background last. Gray squares are on two pages: stitch them once.
5. Last, two more rows all round in DMC 814: the seam hides them.

First time? How to needlepoint: flossfield.com/needlepoint/guides/how-to-start/
How to read a chart: flossfield.com/needlepoint/guides/how-to-read-a-chart/

What you need

Canvas: blank mono canvas, 10 mesh (10 threads to the inch), cut 18.5 in square (47 cm).

Needle: blunt tapestry, size 18. Also masking tape for the cut edges, and small scissors.

Thread: pearl cotton size 3, 24 colors, about 47 skeins in all (an estimate). Stitch with 2 lengths together.

Make it a pillow: backing fabric, an insert the size of the stitching or an inch larger, and cord or piping for the edge. How to finish a pillow.

Thread list, DMC

			stitches	skeins
●	**814**	Dark Garnet	4,891	10
■	**3371**	Black Brown	2,052	4
▲	**3031**	Very Dark Mocha Brown	1,812	3
◆	**433**	Medium Brown	1,461	3
▼	**830**	Dark Golden Olive	1,339	3
★	**3820**	Dark Straw	1,113	2
❖	**829**	Very Dark Golden Olive	993	2
X	**434**	Light Brown	860	2
H	**3834**	Dark Grape	859	2
+	**436**	Tan	796	2
=	**839**	Dark Beige Brown	631	1
Z	**3853**	Dark Autumn Gold	372	1
A	**347**	Very Dark Salmon	336	1
V	**922**	Light Copper	315	1
T	**437**	Light Tan	246	1
N	**918**	Dark Red Copper	232	1
S	**3835**	Medium Grape	204	1
K	**920**	Medium Copper	203	1
E	**520**	Dark Fern Green	201	1
C	**522**	Fern Green	180	1
P	**3822**	Light Straw	152	1
U	**3856**	Ultra Very Light Mahogany	121	1
L	**3836**	Light Grape	116	1
2	**3328**	Dark Salmon	115	1

Skeins are estimates, with the two extra rows: the thread a stitch takes on the front and back of 10 mesh canvas, plus 30 percent, rounded up for each color.

Thread colors are approximate screen matches to DMC numbers. Check against real thread before you buy.

For your own stitching, gifts and handmade pieces you sell. Do not resell or share this PDF or copies of it.

Classic cornucopia

Needlepoint pattern

Columns 1 to 74, rows 1 to 74. Start at the red outline

This page is the dark part of the chart



Key

● **DMC 814** Dark Garnet	H **DMC 3834** Dark Grape	S **DMC 3835** Medium Grape
■ **DMC 3371** Black Brown	+ **DMC 436** Tan	K **DMC 920** Medium Copper
▲ **DMC 3031** Very Dark Mocha Brown	= **DMC 839** Dark Beige Brown	E **DMC 520** Dark Fern Green
◆ **DMC 433** Medium Brown	Z **DMC 3853** Dark Autumn Gold	C **DMC 522** Fern Green
▼ **DMC 830** Dark Golden Olive	A **DMC 347** Very Dark Salmon	P **DMC 3822** Light Straw
★ **DMC 3820** Dark Straw	V **DMC 922** Light Copper	U **DMC 3856** Ultra Very Light Mahogany
❖ **DMC 829** Very Dark Golden Olive	T **DMC 437** Light Tan	L **DMC 3836** Light Grape
X **DMC 434** Light Brown	N **DMC 918** Dark Red Copper	2 **DMC 3328** Dark Salmon

Classic cornucopia Needlepoint pattern

Columns 75 to 140, rows 1 to 74. Gray squares: charted already, do not stitch again

This page is the dark part of the chart

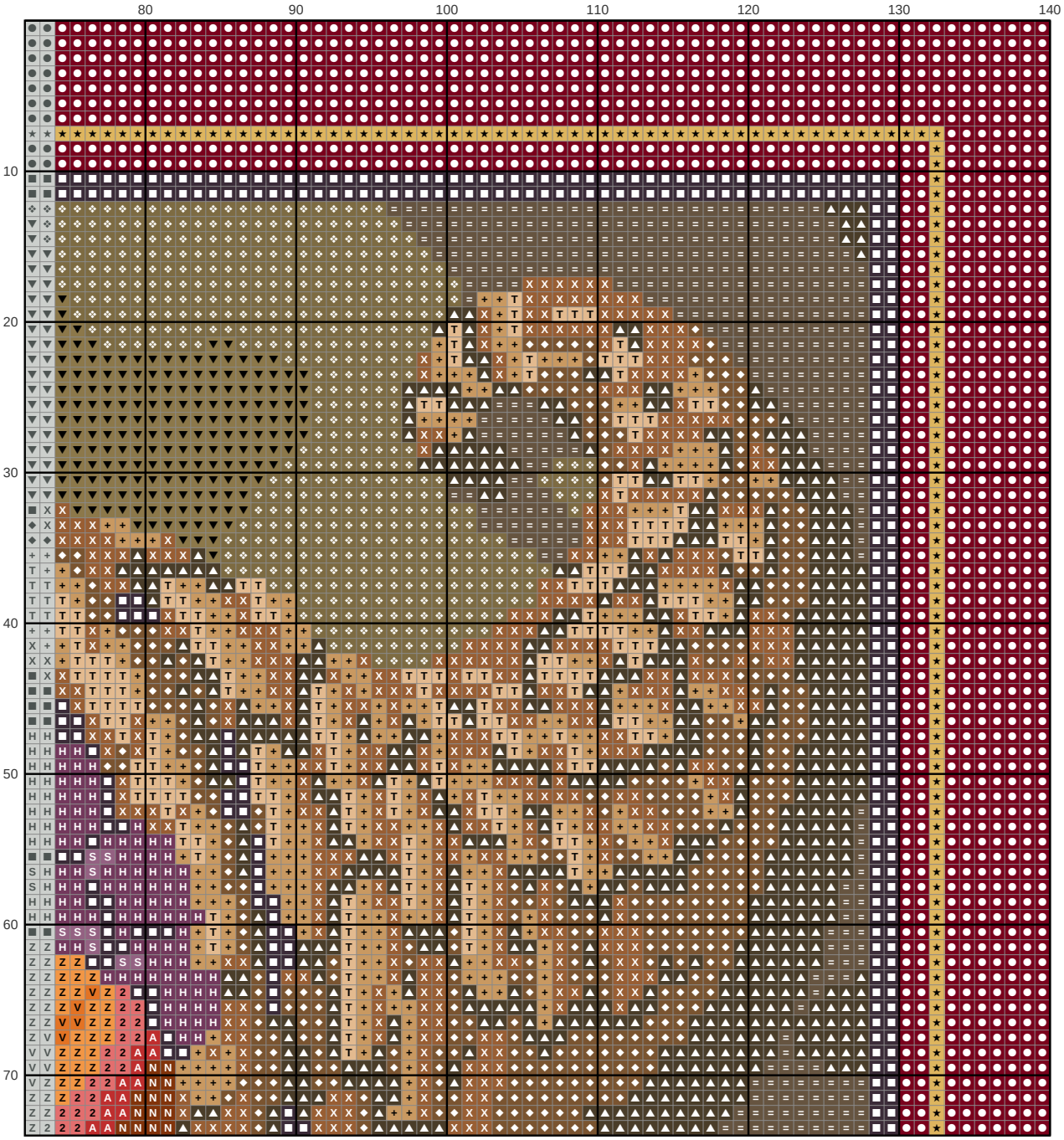

Key

- ● **DMC 814** Dark Garnet
- ■ **DMC 3371** Black Brown
- ▲ **DMC 3031** Very Dark Mocha Brown
- ◆ **DMC 433** Medium Brown
- ▼ **DMC 830** Dark Golden Olive
- ★ **DMC 3820** Dark Straw
- ❖ **DMC 829** Very Dark Golden Olive
- X **DMC 434** Light Brown
- H **DMC 3834** Dark Grape
- \+ **DMC 436** Tan
- = **DMC 839** Dark Beige Brown
- Z **DMC 3853** Dark Autumn Gold
- A **DMC 347** Very Dark Salmon
- V **DMC 922** Light Copper
- T **DMC 437** Light Tan
- N **DMC 918** Dark Red Copper
- S **DMC 3835** Medium Grape
- 2 **DMC 3328** Dark Salmon

Classic cornucopia

Needlepoint pattern

Columns 1 to 74, rows 75 to 140. Gray squares: charted already, do not stitch again

This page is the dark part of the chart



Key

- **DMC 814** Dark Garnet
- **DMC 3371** Black Brown
- **DMC 3031** Very Dark Mocha Brown
- **DMC 433** Medium Brown
- **DMC 3820** Dark Straw
- **DMC 829** Very Dark Golden Olive
- **DMC 434** Light Brown
- **DMC 3834** Dark Grape
- **DMC 436** Tan
- **DMC 839** Dark Beige Brown
- **DMC 3853** Dark Autumn Gold
- **DMC 347** Very Dark Salmon
- **DMC 922** Light Copper
- **DMC 918** Dark Red Copper
- **DMC 3835** Medium Grape
- **DMC 920** Medium Copper
- **DMC 520** Dark Fern Green
- **DMC 522** Fern Green
- **DMC 3822** Light Straw
- **DMC 3856** Ultra Very Light Mahogany
- **DMC 3836** Light Grape
- **DMC 3328** Dark Salmon

Classic cornucopia

Needlepoint pattern

Columns 75 to 140, rows 75 to 140. Gray squares: charted already, do not stitch again

This page is the dark part of the chart



Key

- ● **DMC 814** Dark Garnet
- ■ **DMC 3371** Black Brown
- ▲ **DMC 3031** Very Dark Mocha Brown
- ◆ **DMC 433** Medium Brown
- ★ **DMC 3820** Dark Straw
- ❖ **DMC 829** Very Dark Golden Olive
- X **DMC 434** Light Brown
- H **DMC 3834** Dark Grape
- \+ **DMC 436** Tan
- = **DMC 839** Dark Beige Brown
- A **DMC 347** Very Dark Salmon
- N **DMC 918** Dark Red Copper
- S **DMC 3835** Medium Grape
- E **DMC 520** Dark Fern Green
- C **DMC 522** Fern Green
- P **DMC 3822** Light Straw
- L **DMC 3836** Light Grape