# Classic cotton bolls and blossom

Needlepoint pattern | 90 x 126 stitches | 5 x 7 in (12.7 x 17.8 cm) on 18 mesh | 20 colors



## How to stitch it




1. Each square is one tent stitch, up at 1, down at 2. Lines in continental, right to left, the canvas upside down for the next row; wide areas in basketweave.
2. Cut 18 in of thread. Start and end it without a knot left behind.
3. Mark the middle of the canvas. It is the outlined square on page 2, column 45, row 63 (DMC 3011): start there. Count threads, not holes.
4. Go on from it: picture first, background last. Gray squares are on two pages: stitch them once.
5. When it is done, block it square.

First time? How to needlepoint: flossfield.com/needlepoint/guides/how-to-start/
How to read a chart: flossfield.com/needlepoint/guides/how-to-read-a-chart/

## What you need

**Canvas:** blank mono canvas, 18 mesh (18 threads to the inch), cut 9 in wide x 11 in high (22.9 x 27.9 cm).

**Needle:** blunt tapestry, size 22. Also masking tape for the cut edges, and small scissors.

**Thread:** six-strand floss, 20 colors, about 24 skeins in all (an estimate). Stitch with 4 strands (5 or 6 if canvas shows).

**Frame it:** acid-free board and a frame.
How to frame needlepoint.

## Thread list, DMC

| | | | stitches | skeins |
|---|---|---|---|---|
| ● | 3371 | Black Brown | 5,300 | 5 |
| ■ | 739 | Ultra Very Light Tan | 798 | 1 |
| ▲ | 712 | Cream | 758 | 1 |
| ◆ | 3011 | Dark Khaki Green | 591 | 1 |
| ▼ | 3012 | Medium Khaki Green | 403 | 1 |
| ★ | 935 | Dark Avocado Green | 402 | 1 |
| ❖ | 453 | Light Shell Gray | 394 | 1 |
| X | 400 | Dark Mahogany | 347 | 1 |
| H | 452 | Medium Shell Gray | 332 | 1 |
| + | 937 | Medium Avocado Green | 312 | 1 |
| = | 3013 | Light Khaki Green | 278 | 1 |
| Z | 301 | Medium Mahogany | 268 | 1 |
| A | 451 | Dark Shell Gray | 206 | 1 |
| V | 3776 | Light Mahogany | 201 | 1 |
| T | 3722 | Medium Shell Pink | 172 | 1 |
| N | 225 | Ultra Very Light Shell Pink | 166 | 1 |
| S | 224 | Very Light Shell Pink | 159 | 1 |
| K | 300 | Very Dark Mahogany | 123 | 1 |
| E | 402 | Very Light Mahogany | 103 | 1 |
| C | 3820 | Dark Straw | 27 | 1 |

Skeins are estimates: the thread a stitch takes on the front and back of 18 mesh canvas, plus 30 percent, rounded up for each color.
Thread colors are approximate screen matches to DMC numbers. Check against real thread before you buy.
For your own stitching, gifts and handmade pieces you sell. Do not resell or share this PDF or copies of it.

# Classic cotton bolls and blossom

Needlepoint pattern

Columns 1 to 90, rows 1 to 67. Start at the red outline

This page is the dark part of the chart




## Key

- DMC 3371 Black Brown
- DMC 739 Ultra Very Light Tan
- DMC 712 Cream
- DMC 3011 Dark Khaki Green
- DMC 3012 Medium Khaki Green
- DMC 935 Dark Avocado Green
- DMC 453 Light Shell Gray
- DMC 400 Dark Mahogany
- DMC 452 Medium Shell Gray
- DMC 937 Medium Avocado Green
- DMC 3013 Light Khaki Green
- DMC 301 Medium Mahogany
- DMC 451 Dark Shell Gray
- DMC 3776 Light Mahogany
- DMC 300 Very Dark Mahogany
- DMC 402 Very Light Mahogany

# Classic cotton bolls and blossom

Needlepoint pattern

Columns 1 to 90, rows 68 to 126. Gray squares: charted already, do not stitch again

This page is the dark part of the chart




## Key

- DMC 3371 Black Brown
- DMC 739 Ultra Very Light Tan
- DMC 712 Cream
- DMC 3011 Dark Khaki Green
- DMC 3012 Medium Khaki Green
- DMC 935 Dark Avocado Green
- DMC 453 Light Shell Gray
- DMC 400 Dark Mahogany
- DMC 452 Medium Shell Gray
- DMC 937 Medium Avocado Green
- DMC 3013 Light Khaki Green
- DMC 301 Medium Mahogany
- DMC 451 Dark Shell Gray
- DMC 3776 Light Mahogany
- DMC 3722 Medium Shell Pink
- DMC 225 Ultra Very Light Shell Pink
- DMC 224 Very Light Shell Pink
- DMC 300 Very Dark Mahogany
- DMC 402 Very Light Mahogany
- DMC 3820 Dark Straw