Classic croissant, golden and flaky

Needlepoint pattern | 90 x 90 stitches | 5 x 5 in (12.7 x 12.7 cm) on 18 mesh | 14 colors



How to stitch it



1. Each square is one tent stitch, up at 1, down at 2. Lines in continental, right to left, the canvas upside down for the next row; wide areas in basketweave.
2. Cut 18 in of thread. Start and end it without a knot left behind.
3. Mark the middle of the canvas. It is the outlined square on page 2, column 45, row 45 (DMC 976): start there. Count threads, not holes.
4. Go on from it: picture first, background last. Gray squares are on two pages: stitch them once.
5. Last, two more rows all round, each stitch in the color it lies beside: the opening's edge hides them.

First time? How to needlepoint: flossfield.com/needlepoint/guides/how-to-start/
How to read a chart: flossfield.com/needlepoint/guides/how-to-read-a-chart/

What you need

Canvas: blank mono canvas, 18 mesh (18 threads to the inch), cut 9.5 in square (24.1 cm).

Needle: blunt tapestry, size 22. Also masking tape for the cut edges, and small scissors.

Thread: six-strand floss, 14 colors, about 16 skeins in all (an estimate). Stitch with 4 strands (5 or 6 if canvas shows).

Fit it into a lid: the box or tray, acid-free board and backing. Measure the opening first.
How to fit it into a lid.

Thread list, DMC

			stitches	skeins
●	**ECRU**	Ecru	1,343	2
□	**798**	Dark Delft Blue	1,263	2
▲	**336**	Navy Blue	1,021	1
◆	**712**	Cream	828	1
▼	**3855**	Light Autumn Gold	636	1
★	**977**	Light Golden Brown	616	1
❖	**803**	Ultra Very Dark Baby Blue	603	1
X	**3325**	Light Baby Blue	431	1
H	**975**	Dark Golden Brown	414	1
+	**976**	Medium Golden Brown	278	1
=	**938**	Ultra Dark Coffee Brown	240	1
Z	**738**	Very Light Tan	178	1
A	**801**	Dark Coffee Brown	177	1
V	**799**	Medium Delft Blue	72	1

Skeins are estimates, with the two extra rows: the thread a stitch takes on the front and back of 18 mesh canvas, plus 30 percent, rounded up for each color.

Thread colors are approximate screen matches to DMC numbers. Check against real thread before you buy.

For your own stitching, gifts and handmade pieces you sell. Do not resell or share this PDF or copies of it.

Classic croissant, golden and flaky

Needlepoint pattern

Columns 1 to 49, rows 1 to 90. Start at the red outline

This page is the dark part of the chart



Key

- **DMC ECRU** — Ecru
- **DMC 798** — Dark Delft Blue
- **DMC 336** — Navy Blue
- **DMC 712** — Cream
- **DMC 3855** — Light Autumn Gold
- **DMC 977** — Light Golden Brown
- **DMC 803** — Ultra Very Dark Baby Blue
- **DMC 3325** — Light Baby Blue
- **DMC 975** — Dark Golden Brown
- **DMC 976** — Medium Golden Brown
- **DMC 938** — Ultra Dark Coffee Brown
- **DMC 738** — Very Light Tan
- **DMC 801** — Dark Coffee Brown
- **DMC 799** — Medium Delft Blue

Classic croissant, golden and flaky Needlepoint pattern

Columns 50 to 90, rows 1 to 90. Gray squares: charted already, do not stitch again

This page is the dark part of the chart



Key

- ● **DMC ECRU** Ecru
- ■ **DMC 798** Dark Delft Blue
- ▲ **DMC 336** Navy Blue
- ◆ **DMC 712** Cream
- ▼ **DMC 3855** Light Autumn Gold
- ★ **DMC 977** Light Golden Brown
- ❖ **DMC 803** Ultra Very Dark Baby Blue
- X **DMC 3325** Light Baby Blue
- H **DMC 975** Dark Golden Brown
- \+ **DMC 976** Medium Golden Brown
- = **DMC 938** Ultra Dark Coffee Brown
- Z **DMC 738** Very Light Tan
- A **DMC 801** Dark Coffee Brown
- V **DMC 799** Medium Delft Blue