Classic daisies

Needlepoint pattern | 90 x 126 stitches | 5 x 7 in (12.7 x 17.8 cm) on 18 mesh | 20 colors



How to stitch it



1. Each square is one tent stitch, up at 1, down at 2. Lines in continental, right to left, the canvas upside down for the next row; wide areas in basketweave.
2. Cut 18 in of thread. Start and end it without a knot left behind.
3. Mark the middle of the canvas. It is the outlined square on page 2, column 45, row 63 (DMC 3031): start there. Count threads, not holes.
4. Go on from it: picture first, background last. Gray squares are on two pages: stitch them once.
5. When it is done, block it square.

First time? How to needlepoint: flossfield.com/needlepoint/guides/how-to-start/
How to read a chart: flossfield.com/needlepoint/guides/how-to-read-a-chart/

What you need

Canvas: blank mono canvas, 18 mesh (18 threads to the inch), cut 9 in wide x 11 in high (22.9 x 27.9 cm).

Needle: blunt tapestry, size 22. Also masking tape for the cut edges, and small scissors.

Thread: six-strand floss, 20 colors, about 21 skeins in all (an estimate). Stitch with 4 strands (5 or 6 if canvas shows).

Frame it: acid-free board and a frame.
How to frame needlepoint.

Thread list, DMC

			stitches	skeins
●	934	Black Avocado Green	2,291	2
■	648	Light Beaver Gray	1,179	1
▲	3031	Very Dark Mocha Brown	1,163	1
◆	3781	Dark Mocha Brown	1,053	1
▼	712	Cream	853	1
★	822	Light Beige Gray	698	1
❖	3790	Ultra Dark Beige Gray	655	1
X	931	Medium Antique Blue	480	1
H	522	Fern Green	479	1
+	930	Dark Antique Blue	454	1
=	646	Dark Beaver Gray	370	1
Z	938	Ultra Dark Coffee Brown	358	1
A	3051	Dark Green Gray	357	1
V	645	Very Dark Beaver Gray	233	1
T	932	Light Antique Blue	172	1
N	434	Light Brown	140	1
S	3822	Light Straw	123	1
K	801	Dark Coffee Brown	121	1
E	783	Medium Topaz	95	1
C	780	Ultra Very Dark Topaz	66	1

Skeins are estimates: the thread a stitch takes on the front and back of 18 mesh canvas, plus 30 percent, rounded up for each color.
Thread colors are approximate screen matches to DMC numbers. Check against real thread before you buy.
For your own stitching, gifts and handmade pieces you sell. Do not resell or share this PDF or copies of it.

Classic daisies

Needlepoint pattern

Columns 1 to 90, rows 1 to 67. Start at the red outline

This page is the dark part of the chart



Key

- **DMC 934** Black Avocado Green
- **DMC 648** Light Beaver Gray
- **DMC 3031** Very Dark Mocha Brown
- **DMC 3781** Dark Mocha Brown
- **DMC 712** Cream
- **DMC 822** Light Beige Gray
- **DMC 3790** Ultra Dark Beige Gray
- **DMC 522** Fern Green
- **DMC 646** Dark Beaver Gray
- **DMC 3051** Dark Green Gray
- **DMC 3822** Light Straw
- **DMC 783** Medium Topaz
- **DMC 780** Ultra Very Dark Topaz

Classic daisies

Needlepoint pattern

Columns 1 to 90, rows 68 to 126. Gray squares: charted already, do not stitch again

This page is the dark part of the chart



Key

- **DMC 934** Black Avocado Green
- **DMC 648** Light Beaver Gray
- **DMC 3031** Very Dark Mocha Brown
- **DMC 3781** Dark Mocha Brown
- **DMC 712** Cream
- **DMC 822** Light Beige Gray
- **DMC 931** Medium Antique Blue
- **DMC 522** Fern Green
- **DMC 930** Dark Antique Blue
- **DMC 646** Dark Beaver Gray
- **DMC 938** Ultra Dark Coffee Brown
- **DMC 3051** Dark Green Gray
- **DMC 645** Very Dark Beaver Gray
- **DMC 932** Light Antique Blue
- **DMC 434** Light Brown
- **DMC 3822** Light Straw
- **DMC 801** Dark Coffee Brown
- **DMC 783** Medium Topaz
- **DMC 780** Ultra Very Dark Topaz