Classic dandelion blowing in the wind

Needlepoint pattern | 90 x 126 stitches | 5 x 7 in (12.7 x 17.8 cm) on 18 mesh | 18 colors



How to stitch it



1. Each square is one tent stitch, up at 1, down at 2. Lines in continental, right to left, the canvas upside down for the next row; wide areas in basketweave.
2. Cut 18 in of thread. Start and end it without a knot left behind.
3. Mark the middle of the canvas. It is the outlined square on page 2, column 45, row 63 (DMC 926): start there. Count threads, not holes.
4. Go on from it: picture first, background last. Gray squares are on two pages: stitch them once.
5. When it is done, block it square.

First time? How to needlepoint: flossfield.com/needlepoint/guides/how-to-start/
How to read a chart: flossfield.com/needlepoint/guides/how-to-read-a-chart/

What you need

Canvas: blank mono canvas, 18 mesh (18 threads to the inch), cut 9 in wide x 11 in high (22.9 x 27.9 cm).

Needle: blunt tapestry, size 22. Also masking tape for the cut edges, and small scissors.

Thread: six-strand floss, 18 colors, about 20 skeins in all (an estimate). Stitch with 4 strands (5 or 6 if canvas shows).

Frame it: acid-free board and a frame.
How to frame needlepoint.

Thread list, DMC

			stitches	skeins
●	**3808**	Ultra Very Dark Turquoise	3,780	3
■	**311**	Medium Navy Blue	912	1
▲	**3847**	Dark Teal Green	721	1
◆	**680**	Dark Old Gold	665	1
▼	**926**	Medium Gray Green	628	1
★	**712**	Cream	540	1
❖	**744**	Pale Yellow	512	1
X	**895**	Very Dark Hunter Green	493	1
H	**928**	Very Light Gray Green	477	1
+	**3346**	Hunter Green	439	1
=	**729**	Medium Old Gold	430	1
Z	**3363**	Medium Pine Green	406	1
A	**3012**	Medium Khaki Green	388	1
V	**3347**	Medium Yellow Green	349	1
T	**927**	Light Gray Green	280	1
N	**972**	Deep Canary	156	1
S	**801**	Dark Coffee Brown	95	1
K	**435**	Very Light Brown	69	1

Skeins are estimates: the thread a stitch takes on the front and back of 18 mesh canvas, plus 30 percent, rounded up for each color.
Thread colors are approximate screen matches to DMC numbers. Check against real thread before you buy.
For your own stitching, gifts and handmade pieces you sell. Do not resell or share this PDF or copies of it.

Classic dandelion blowing in the wind

Needlepoint pattern

Columns 1 to 90, rows 1 to 67. Start at the red outline

This page is the dark part of the chart



Key

- **DMC 3808** Ultra Very Dark Turquoise
- **DMC 311** Medium Navy Blue
- **DMC 926** Medium Gray Green
- **DMC 712** Cream
- **DMC 744** Pale Yellow
- **H** **DMC 928** Very Light Gray Green
- **T** **DMC 927** Light Gray Green
- **S** **DMC 801** Dark Coffee Brown
- **K** **DMC 435** Very Light Brown

Classic dandelion blowing in the wind

Needlepoint pattern

Columns 1 to 90, rows 68 to 126. Gray squares: charted already, do not stitch again

This page is the dark part of the chart



Key

- **DMC 3808** Ultra Very Dark Turquoise
- **DMC 311** Medium Navy Blue
- **DMC 3847** Dark Teal Green
- **DMC 680** Dark Old Gold
- **DMC 926** Medium Gray Green
- **DMC 712** Cream
- **DMC 744** Pale Yellow
- **DMC 895** Very Dark Hunter Green
- **DMC 928** Very Light Gray Green
- **DMC 3346** Hunter Green
- **DMC 729** Medium Old Gold
- **DMC 3363** Medium Pine Green
- **DMC 3012** Medium Khaki Green
- **DMC 3347** Medium Yellow Green
- **DMC 927** Light Gray Green
- **DMC 972** Deep Canary
- **DMC 435** Very Light Brown