Classic disco ball with light beams

Needlepoint pattern | 90 x 90 stitches | 5 x 5 in (12.7 x 12.7 cm) on 18 mesh | 18 colors



How to stitch it



1. Each square is one tent stitch, up at 1, down at 2. Lines in continental, right to left, the canvas upside down for the next row; wide areas in basketweave.
2. Cut 18 in of thread. Start and end it without a knot left behind.
3. Mark the middle of the canvas. It is the outlined square on page 2, column 45, row 45 (DMC 340): start there. Count threads, not holes.
4. Go on from it: picture first, background last. Gray squares are on two pages: stitch them once.
5. Last, two more rows all round, each stitch in the color it lies beside: the opening's edge hides them.

First time? How to needlepoint: flossfield.com/needlepoint/guides/how-to-start/
How to read a chart: flossfield.com/needlepoint/guides/how-to-read-a-chart/

What you need

Canvas: blank mono canvas, 18 mesh (18 threads to the inch), cut 9.5 in square (24.1 cm).

Needle: blunt tapestry, size 22. Also masking tape for the cut edges, and small scissors.

Thread: six-strand floss, 18 colors, about 19 skeins in all (an estimate). Stitch with 4 strands (5 or 6 if canvas shows).

Fit it into a lid: the box or tray, acid-free board and backing. Measure the opening first.
How to fit it into a lid.

Thread list, DMC

			stitches	skeins
●	939	Very Dark Navy Blue	1,775	2
□	29	Eggplant	1,077	1
▲	550	Very Dark Violet	966	1
◆	3845	Medium Bright Turquoise	603	1
▼	208	Very Dark Lavender	456	1
★	340	Medium Blue Violet	335	1
❖	3747	Very Light Blue Violet	324	1
X	917	Medium Plum	320	1
H	3805	Cyclamen Pink	311	1
+	3609	Ultra Light Plum	310	1
=	3809	Very Dark Turquoise	282	1
Z	762	Very Light Pearl Gray	261	1
A	3746	Dark Blue Violet	260	1
V	BLANC	White	254	1
T	742	Light Tangerine	220	1
N	745	Light Pale Yellow	137	1
S	311	Medium Navy Blue	112	1
K	747	Very Light Sky Blue	97	1

Skeins are estimates, with the two extra rows: the thread a stitch takes on the front and back of 18 mesh canvas, plus 30 percent, rounded up for each color.

Thread colors are approximate screen matches to DMC numbers. Check against real thread before you buy.

For your own stitching, gifts and handmade pieces you sell. Do not resell or share this PDF or copies of it.

Classic disco ball with light beams

Needlepoint pattern

Columns 1 to 49, rows 1 to 90. Start at the red outline

This page is the dark part of the chart



Key

- **DMC 939** Very Dark Navy Blue
- **DMC 29** Eggplant
- **DMC 550** Very Dark Violet
- **DMC 3845** Medium Bright Turquoise
- **DMC 208** Very Dark Lavender
- **DMC 340** Medium Blue Violet
- **DMC 3747** Very Light Blue Violet
- **DMC 917** Medium Plum
- **DMC 3805** Cyclamen Pink
- **DMC 3609** Ultra Light Plum
- **DMC 3809** Very Dark Turquoise
- **DMC 762** Very Light Pearl Gray
- **DMC 3746** Dark Blue Violet
- **DMC BLANC** White
- **DMC 742** Light Tangerine
- **DMC 745** Light Pale Yellow
- **DMC 311** Medium Navy Blue
- **DMC 747** Very Light Sky Blue

Classic disco ball with light beams

Needlepoint pattern

Columns 50 to 90, rows 1 to 90. Gray squares: charted already, do not stitch again

This page is the dark part of the chart

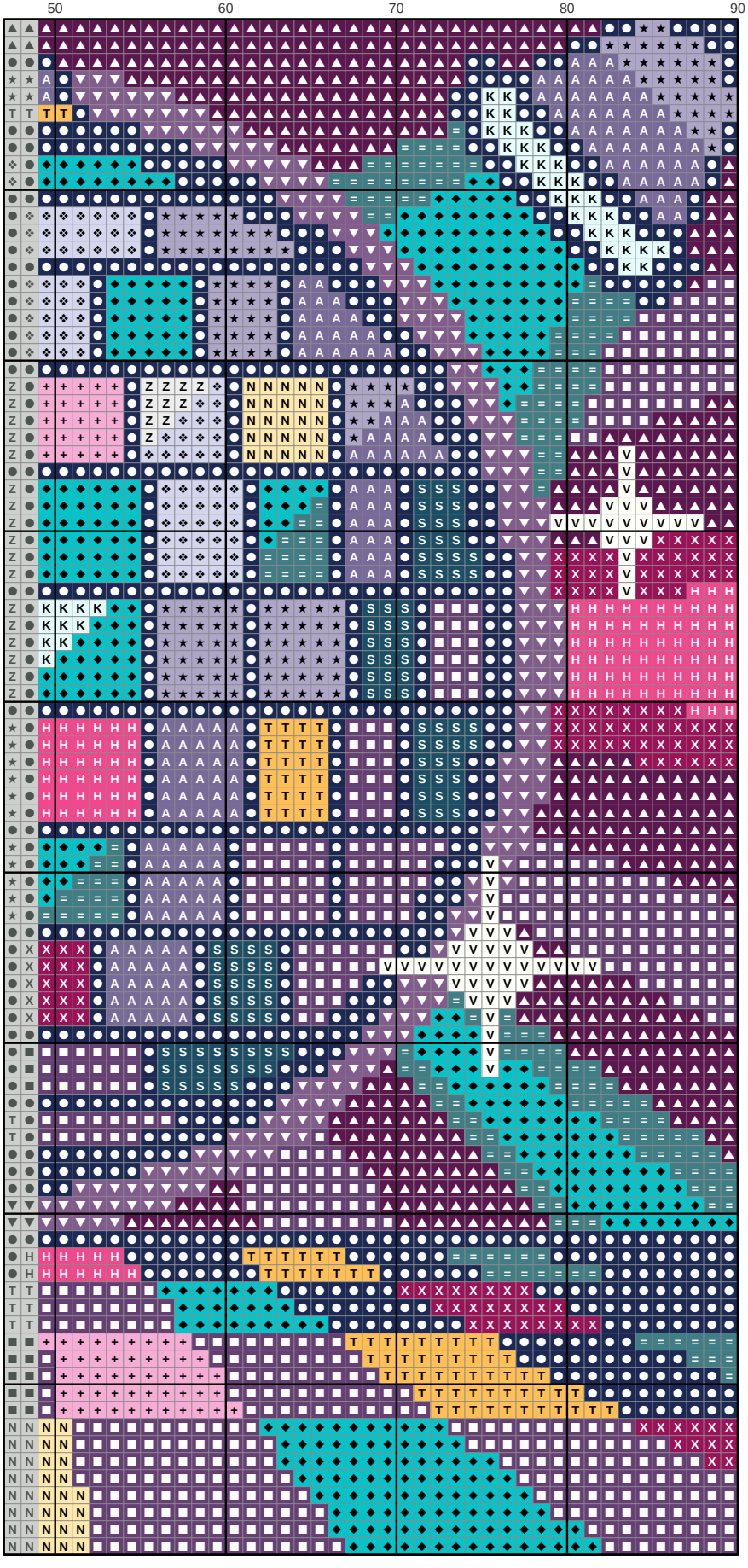

Key

- **DMC 939** Very Dark Navy Blue
- **DMC 29** Eggplant
- **DMC 550** Very Dark Violet
- **DMC 3845** Medium Bright Turquoise
- **DMC 208** Very Dark Lavender
- **DMC 340** Medium Blue Violet
- **DMC 3747** Very Light Blue Violet
- **DMC 917** Medium Plum
- **DMC 3805** Cyclamen Pink
- **DMC 3609** Ultra Light Plum
- **DMC 3809** Very Dark Turquoise
- **DMC 762** Very Light Pearl Gray
- **DMC 3746** Dark Blue Violet
- **DMC BLANC** White
- **DMC 742** Light Tangerine
- **DMC 745** Light Pale Yellow
- **DMC 311** Medium Navy Blue
- **DMC 747** Very Light Sky Blue