Dog bone Christmas stocking with bows

Needlepoint pattern | 143 x 234 stitches | 11 x 18 in (27.9 x 45.7 cm) on 13 mesh | 22 colors



Thread key, DMC

			stitches	yards	skeins
●	498	Dark Red	8,011	76	12
■	890	Ultra Dark Pistachio Green	4,298	41	7
▲	3866	Ultra Very Light Mocha	1,662	16	3
◆	712	Cream	1,124	11	2
▼	739	Ultra Very Light Tan	1,044	10	2
★	3346	Hunter Green	680	7	1
❖	150	Ultra Very Dark Dusty Rose	639	7	1
X	603	Cranberry	626	6	1
O	602	Medium Cranberry	562	6	1
+	3806	Light Cyclamen Pink	547	6	1
=	605	Very Light Cranberry	504	5	1
Z	842	Very Light Beige Brown	494	5	1
A	699	Green	493	5	1
V	BLANC	White	368	4	1
T	3863	Medium Mocha Beige	367	4	1
N	321	Red	352	4	1
S	701	Light Green	345	4	1
K	815	Medium Garnet	225	3	1
E	703	Chartreuse	211	2	1
C	666	Bright Red	198	2	1
P	989	Forest Green	114	2	1
U	3705	Dark Melon	56	1	1

One chart square is one tent stitch over one canvas intersection.

Cut the canvas at least 15 x 22 in (38.1 x 55.9 cm) for 13 mesh: the design and 2 in (5.1 cm) of margin on every side.

22,920 stitches in all, inside the outline: the chart is 143 x 234 at its widest and tallest. Start from the center: a red arrow above the chart marks the center column, and one to the left of it the center row. The arrows are on the pages those lines cross.

The chart is on 4 pages, each cut to what is stitched: bare canvas has no page, and a join falls on plain ground where it can. Pages 2 and 3 are turned on their side, for a part that is wider than it is tall. Where chart pages join, gray squares repeat two rows or columns. The small picture at the top of each chart page shows which part it is.

Thread: six-strand floss, 7 or 8 strands in the needle on 13 mesh (counted at 8), about 43 skeins of 8.7 yd in all. Or pearl cotton size 3, 1 strand, about 28 skeins of 16.4 yd; or tapestry wool, 1 strand, about 37 skeins of 8.7 yd; or Persian wool, 2 strands, about 32 skeins of 8 yd. Wool is numbered differently: match it by eye. Needle: tapestry, size 20.

Yards and skeins are estimates: the thread a stitch takes on the front and back of 13 mesh canvas, plus 30 percent, rounded up for each color (about 227 yards in all, as the thread lies in the needle).

Thread colors are approximate screen matches to DMC numbers. Check against real thread before you buy.

Make it a stocking: also have backing and lining fabric, cord or piping, and a loop. Finishers ask for stockings months before Christmas, and most want two extra rows all round. Ask yours before the edge, and stitch a name first. "How to finish a stocking" is a guide linked from this pattern's page.

For your own stitching, gifts and handmade pieces you sell. Do not resell or share this PDF or copies of it.

Dog bone Christmas stocking with bows

Needlepoint pattern

Chart 1 of 4: columns 62 to 143, rows 1 to 71

This page is the dark part of the chart



Key

- DMC 498 Dark Red
- DMC 890
- DMC 3866
- DMC 712 Cream
- DMC 739
- DMC 3346 Hunter Green
- DMC 842
- DMC 699 Green
- DMC BLANC White
- DMC 3863
- DMC 321 Red
- DMC 701 Light Green
- DMC 703 Chartreuse
- DMC 989 Forest Green

Dog bone Christmas stocking with bows

Needlepoint pattern

Chart 2 of 4: columns 61 to 143, rows 72 to 140; gray squares repeat rows 70 and 71

This page is the dark part of the chart



Key

- DMC 498 Dark Red
- DMC 890
- DMC 3866
- DMC 739
- DMC 150
- DMC 603 Cranberry
- DMC 602
- DMC 3806
- DMC 605
- DMC 842
- DMC 699 Green
- DMC BLANC White
- DMC 3863
- DMC 321 Red
- DMC 701 Light Green
- DMC 815
- DMC 703 Chartreuse
- DMC 666 Bright Red
- DMC 989 Forest Green
- DMC 3705 Dark Melon

Dog bone Christmas stocking with bows

Needlepoint pattern

Chart 3 of 4: columns 1 to 72, rows 141 to 234; gray squares repeat rows 139 and 140

This page is the dark part of the chart



Dog bone Christmas stocking with bows

Needlepoint pattern

This page is the dark part of the chart

Chart 4 of 4: columns 73 to 143, rows 141 to 234; gray squares repeat columns 71 and 72 and rows 139 and 140

