Classic dog house

Needlepoint pattern | 90 x 90 stitches | 5 x 5 in (12.7 x 12.7 cm) on 18 mesh | 18 colors



How to stitch it



1. Each square is one tent stitch, up at 1, down at 2. Lines in continental, right to left, the canvas upside down for the next row; wide areas in basketweave.
2. Cut 18 in of thread. Start and end it without a knot left behind.
3. Mark the middle of the canvas. It is the outlined square on page 2, column 45, row 45 (DMC 3864): start there. Count threads, not holes.
4. Go on from it: picture first, background last. Gray squares are on two pages: stitch them once.
5. Last, two more rows all round, each stitch in the color it lies beside: the opening's edge hides them.

First time? How to needlepoint: flossfield.com/needlepoint/guides/how-to-start/
How to read a chart: flossfield.com/needlepoint/guides/how-to-read-a-chart/

What you need

Canvas: blank mono canvas, 18 mesh (18 threads to the inch), cut 9.5 in square (24.1 cm).

Needle: blunt tapestry, size 22. Also masking tape for the cut edges, and small scissors.

Thread: six-strand floss, 18 colors, about 19 skeins in all (an estimate). Stitch with 4 strands (5 or 6 if canvas shows).

Fit it into a lid: the box or tray, acid-free board and backing. Measure the opening first.
How to fit it into a lid.

Thread list, DMC

			stitches	skeins
●	**3031**	Very Dark Mocha Brown	1,341	2
■	**3790**	Ultra Dark Beige Gray	1,009	1
▲	**3864**	Light Mocha Beige	650	1
◆	**3012**	Medium Khaki Green	618	1
▼	**3863**	Medium Mocha Beige	583	1
★	**936**	Very Dark Avocado Green	553	1
❖	**3855**	Light Autumn Gold	513	1
X	**918**	Dark Red Copper	464	1
H	**921**	Copper	391	1
+	**782**	Dark Topaz	355	1
=	**3854**	Medium Autumn Gold	329	1
Z	**932**	Light Antique Blue	327	1
A	**3835**	Medium Grape	248	1
V	**931**	Medium Antique Blue	233	1
T	**712**	Cream	197	1
N	**433**	Medium Brown	142	1
S	**435**	Very Light Brown	124	1
K	**745**	Light Pale Yellow	23	1

Skeins are estimates, with the two extra rows: the thread a stitch takes on the front and back of 18 mesh canvas, plus 30 percent, rounded up for each color.

Thread colors are approximate screen matches to DMC numbers. Check against real thread before you buy.

For your own stitching, gifts and handmade pieces you sell. Do not resell or share this PDF or copies of it.

Classic dog house

Needlepoint pattern

Columns 1 to 49, rows 1 to 90. Start at the red outline

This page is the dark part of the chart



Key

- **DMC 3031** Very Dark Mocha Brown
- **DMC 3790** Ultra Dark Beige Gray
- **DMC 3864** Light Mocha Beige
- **DMC 3012** Medium Khaki Green
- **DMC 3863** Medium Mocha Beige
- **DMC 936** Very Dark Avocado Green
- **DMC 3855** Light Autumn Gold
- **DMC 918** Dark Red Copper
- **DMC 921** Copper
- **DMC 782** Dark Topaz
- **DMC 3854** Medium Autumn Gold
- **DMC 932** Light Antique Blue
- **DMC 3835** Medium Grape
- **DMC 931** Medium Antique Blue
- **DMC 712** Cream
- **DMC 433** Medium Brown
- **DMC 435** Very Light Brown
- **DMC 745** Light Pale Yellow

Classic dog house

Needlepoint pattern

Columns 50 to 90, rows 1 to 90. Gray squares: charted already, do not stitch again

This page is the dark part of the chart



Key

- ● **DMC 3031** Very Dark Mocha Brown
- ■ **DMC 3790** Ultra Dark Beige Gray
- ▲ **DMC 3864** Light Mocha Beige
- ◆ **DMC 3012** Medium Khaki Green
- ▼ **DMC 3863** Medium Mocha Beige
- ★ **DMC 936** Very Dark Avocado Green
- ❖ **DMC 3855** Light Autumn Gold
- X **DMC 918** Dark Red Copper
- H **DMC 921** Copper
- \+ **DMC 782** Dark Topaz
- = **DMC 3854** Medium Autumn Gold
- Z **DMC 932** Light Antique Blue
- A **DMC 3835** Medium Grape
- V **DMC 931** Medium Antique Blue
- T **DMC 712** Cream
- N **DMC 433** Medium Brown
- K **DMC 745** Light Pale Yellow