Classic dogwood

Needlepoint pattern | 72 x 72 stitches | 4 x 4 in (10.2 x 10.2 cm) on 18 mesh | 12 colors



How to stitch it



1. Each square is one tent stitch, up at 1, down at 2. Lines in continental, right to left, the canvas upside down for the next row; wide areas in basketweave.
2. Cut 18 in of thread. Start and end it without a knot left behind.
3. Mark the middle of the canvas. It is the outlined square, column 36, row 36 (DMC 726): start there. Count threads, not holes.
4. Go on from it: picture first, background last. End the thread before crossing another color.
5. Last, two more rows all round in DMC 597: the board's edge hides them.

First time? How to needlepoint: flossfield.com/needlepoint/guides/how-to-start/
How to read a chart: flossfield.com/needlepoint/guides/how-to-read-a-chart/

What you need

Canvas: blank mono canvas, 18 mesh (18 threads to the inch), cut 8.5 in square (21.6 cm).

Needle: blunt tapestry, size 22. Also masking tape for the cut edges, and small scissors.

Thread: six-strand floss, 12 colors, about 15 skeins in all (an estimate). Stitch with 4 strands (5 or 6 if canvas shows).

Make it an ornament: board, thin batting, backing fabric and twisted cord.
How to finish an ornament.

Thread list, DMC

			stitches	skeins				stitches	skeins
●	**597**	Turquoise	4,087	4	+	**898**	Very Dark Coffee Brown	58	1
◆	**800**	Pale Delft Blue	357	1	▲	**316**	Medium Antique Mauve	44	1
■	**BLANC**	White	294	1	H	**890**	Ultra Dark Pistachio Green	38	1
❖	**702**	Kelly Green	89	1	=	**704**	Bright Chartreuse	28	1
X	**700**	Bright Green	88	1	★	**907**	Light Parrot Green	12	1
▼	**809**	Delft Blue	84	1	Z	**726**	Light Topaz	5	1

Skeins are estimates, with the two extra rows: the thread a stitch takes on the front and back of 18 mesh canvas, plus 30 percent, rounded up for each color.

Thread colors are approximate screen matches to DMC numbers. Check against real thread before you buy.

For your own stitching, gifts and handmade pieces you sell. Do not resell or share this PDF or copies of it.

Classic dogwood

Needlepoint pattern

Chart: 72 x 72 stitches. Start at the red outline

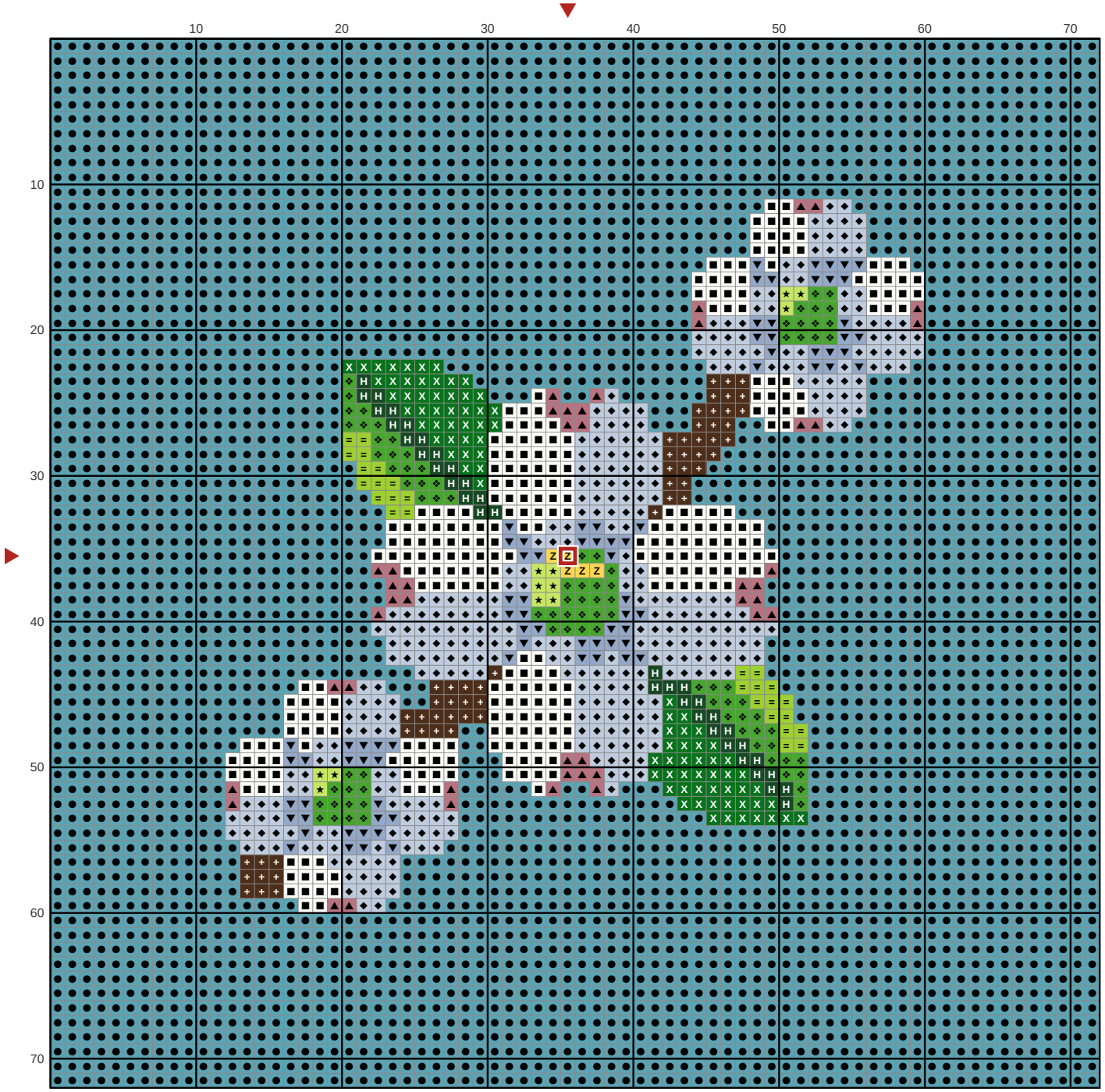

Key

- ● **DMC 597** Turquoise
- ◆ **DMC 800** Pale Delft Blue
- ■ **DMC BLANC** White
- ❖ **DMC 702** Kelly Green
- X **DMC 700** Bright Green
- ▼ **DMC 809** Delft Blue
- \+ **DMC 898** Very Dark Coffee Brown
- ▲ **DMC 316** Medium Antique Mauve
- H **DMC 890** Ultra Dark Pistachio Green
- = **DMC 704** Bright Chartreuse
- ★ **DMC 907** Light Parrot Green
- Z **DMC 726** Light Topaz