Classic Dracula on the castle stair

Needlepoint pattern | 90 x 126 stitches | 5 x 7 in (12.7 x 17.8 cm) on 18 mesh | 18 colors



How to stitch it



1. Each square is one tent stitch, up at 1, down at 2. Lines in continental, right to left, the canvas upside down for the next row; wide areas in basketweave.
2. Cut 18 in of thread. Start and end it without a knot left behind.
3. Mark the middle of the canvas. It is the outlined square on page 2, column 45, row 63 (DMC 310): start there. Count threads, not holes.
4. Go on from it: picture first, background last. Gray squares are on two pages: stitch them once.
5. When it is done, block it square.

First time? How to needlepoint: flossfield.com/needlepoint/guides/how-to-start/
How to read a chart: flossfield.com/needlepoint/guides/how-to-read-a-chart/

What you need

Canvas: blank mono canvas, 18 mesh (18 threads to the inch), cut 9 in wide x 11 in high (22.9 x 27.9 cm).

Needle: blunt tapestry, size 22. Also masking tape for the cut edges, and small scissors.

Thread: six-strand floss, 18 colors, about 21 skeins in all (an estimate). Stitch with 4 strands (5 or 6 if canvas shows).

Frame it: acid-free board and a frame.
How to frame needlepoint.

Thread list, DMC

			stitches	skeins
●	**3041**	Medium Antique Violet	2,804	3
□	**939**	Very Dark Navy Blue	1,725	2
▲	**333**	Very Dark Blue Violet	1,269	1
◆	**310**	Black	1,021	1
▼	**791**	Very Dark Cornflower Blue	960	1
★	**3772**	Very Dark Desert Sand	865	1
❖	**32**	Dark Blueberry	842	1
X	**976**	Medium Golden Brown	621	1
H	**498**	Dark Red	309	1
+	**977**	Light Golden Brown	173	1
=	**814**	Dark Garnet	173	1
Z	**3865**	Winter White	152	1
A	**300**	Very Dark Mahogany	134	1
V	**3823**	Ultra Pale Yellow	89	1
T	**3855**	Light Autumn Gold	85	1
N	**950**	Light Desert Sand	44	1
S	**3864**	Light Mocha Beige	38	1
K	**3042**	Light Antique Violet	36	1

Skeins are estimates: the thread a stitch takes on the front and back of 18 mesh canvas, plus 30 percent, rounded up for each color.
Thread colors are approximate screen matches to DMC numbers. Check against real thread before you buy.
For your own stitching, gifts and handmade pieces you sell. Do not resell or share this PDF or copies of it.

Classic Dracula on the castle stair

Needlepoint pattern

Columns 1 to 90, rows 1 to 67. Start at the red outline

This page is the dark part of the chart



Key

- DMC 3041 — Medium Antique Violet
- DMC 939 — Very Dark Navy Blue
- DMC 333 — Very Dark Blue Violet
- DMC 310 — Black
- DMC 791 — Very Dark Cornflower Blue
- DMC 3772 — Very Dark Desert Sand
- DMC 32 — Dark Blueberry
- DMC 976 — Medium Golden Brown
- DMC 498 — Dark Red
- DMC 977 — Light Golden Brown
- DMC 814 — Dark Garnet
- DMC 3865 — Winter White
- DMC 300 — Very Dark Mahogany
- DMC 3823 — Ultra Pale Yellow
- DMC 3855 — Light Autumn Gold
- DMC 950 — Light Desert Sand
- DMC 3864 — Light Mocha Beige
- DMC 3042 — Light Antique Violet

Classic Dracula on the castle stair

Needlepoint pattern

Columns 1 to 90, rows 68 to 126. Gray squares: charted already, do not stitch again

This page is the dark part of the chart



Key

- ● **DMC 3041** Medium Antique Violet
- ■ **DMC 939** Very Dark Navy Blue
- ▲ **DMC 333** Very Dark Blue Violet
- ◆ **DMC 310** Black
- ▼ **DMC 791** Very Dark Cornflower Blue
- ★ **DMC 3772** Very Dark Desert Sand
- ❖ **DMC 32** Dark Blueberry
- X **DMC 976** Medium Golden Brown
- H **DMC 498** Dark Red
- = **DMC 814** Dark Garnet
- Z **DMC 3865** Winter White
- A **DMC 300** Very Dark Mahogany
- N **DMC 950** Light Desert Sand
- S **DMC 3864** Light Mocha Beige