Classic drafting tools in a velvet case

Needlepoint pattern | 90 x 126 stitches | 5 x 7 in (12.7 x 17.8 cm) on 18 mesh | 20 colors

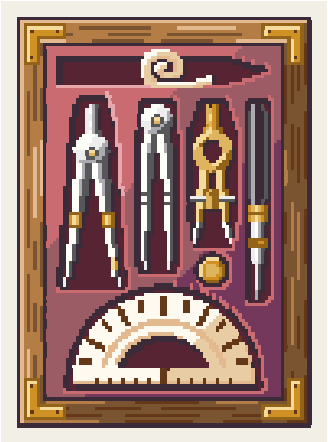

How to stitch it



1. Each square is one tent stitch, up at 1, down at 2. Lines in continental, right to left, the canvas upside down for the next row; wide areas in basketweave.
2. Cut 18 in of thread. Start and end it without a knot left behind.
3. Mark the middle of the canvas. It is the outlined square on page 2, column 45, row 63 (DMC 154): start there. Count threads, not holes.
4. Go on from it: picture first, background last. Gray squares are on two pages: stitch them once.
5. When it is done, block it square.

First time? How to needlepoint: flossfield.com/needlepoint/guides/how-to-start/
How to read a chart: flossfield.com/needlepoint/guides/how-to-read-a-chart/

What you need

Canvas: blank mono canvas, 18 mesh (18 threads to the inch), cut 9 in wide x 11 in high (22.9 x 27.9 cm).

Needle: blunt tapestry, size 22. Also masking tape for the cut edges, and small scissors.

Thread: six-strand floss, 20 colors, about 22 skeins in all (an estimate). Stitch with 4 strands (5 or 6 if canvas shows).

Frame it: acid-free board and a frame.
How to frame needlepoint.

Thread list, DMC

			stitches	skeins
●	3371	Black Brown	2,189	2
■	154	Very Dark Grape	1,371	2
▲	3687	Mauve	1,150	1
◆	433	Medium Brown	955	1
▼	3726	Dark Antique Mauve	874	1
★	435	Very Light Brown	755	1
❖	712	Cream	531	1
X	3834	Dark Grape	522	1
H	437	Light Tan	500	1
+	801	Dark Coffee Brown	487	1
=	413	Dark Pewter Gray	347	1
Z	780	Ultra Very Dark Topaz	321	1
A	BLANC	White	298	1
V	738	Very Light Tan	297	1
T	783	Medium Topaz	182	1
N	3822	Light Straw	179	1
S	318	Light Steel Gray	108	1
K	3820	Dark Straw	106	1
E	762	Very Light Pearl Gray	102	1
C	3688	Medium Mauve	66	1

Skeins are estimates: the thread a stitch takes on the front and back of 18 mesh canvas, plus 30 percent, rounded up for each color.
Thread colors are approximate screen matches to DMC numbers. Check against real thread before you buy.
For your own stitching, gifts and handmade pieces you sell. Do not resell or share this PDF or copies of it.

Classic drafting tools in a velvet case

Needlepoint pattern

Columns 1 to 90, rows 1 to 67. Start at the red outline

This page is the dark part of the chart



Key

- DMC 3371 Black Brown
- DMC 154 Very Dark Grape
- DMC 3687 Mauve
- DMC 433 Medium Brown
- DMC 3726 Dark Antique Mauve
- DMC 435 Very Light Brown
- DMC 712 Cream
- DMC 3834 Dark Grape
- DMC 437 Light Tan
- DMC 801 Dark Coffee Brown
- DMC 413 Dark Pewter Gray
- DMC 780 Ultra Very Dark Topaz
- DMC BLANC White
- DMC 738 Very Light Tan
- DMC 783 Medium Topaz
- DMC 3822 Light Straw
- DMC 318 Light Steel Gray
- DMC 3820 Dark Straw
- DMC 762 Very Light Pearl Gray
- DMC 3688 Medium Mauve

Classic drafting tools in a velvet case

Needlepoint pattern

Columns 1 to 90, rows 68 to 126. Gray squares: charted already, do not stitch again

This page is the dark part of the chart



Key

- **DMC 3371** Black Brown
- **DMC 154** Very Dark Grape
- **DMC 3687** Mauve
- **DMC 433** Medium Brown
- **DMC 3726** Dark Antique Mauve
- **DMC 435** Very Light Brown
- **DMC 712** Cream
- **DMC 3834** Dark Grape
- **H** **DMC 437** Light Tan
- **DMC 801** Dark Coffee Brown
- **DMC 413** Dark Pewter Gray
- **Z** **DMC 780** Ultra Very Dark Topaz
- **A** **DMC BLANC** White
- **V** **DMC 738** Very Light Tan
- **T** **DMC 783** Medium Topaz
- **N** **DMC 3822** Light Straw
- **S** **DMC 318** Light Steel Gray
- **K** **DMC 3820** Dark Straw
- **E** **DMC 762** Very Light Pearl Gray