Classic drummer boy in the snow

Needlepoint pattern | 90 x 126 stitches | 5 x 7 in (12.7 x 17.8 cm) on 18 mesh | 20 colors



How to stitch it



1. Each square is one tent stitch, up at 1, down at 2. Lines in continental, right to left, the canvas upside down for the next row; wide areas in basketweave.
2. Cut 18 in of thread. Start and end it without a knot left behind.
3. Mark the middle of the canvas. It is the outlined square on page 2, column 45, row 63 (DMC 350): start there. Count threads, not holes.
4. Go on from it: picture first, background last. Gray squares are on two pages: stitch them once.
5. When it is done, block it square.

First time? How to needlepoint: flossfield.com/needlepoint/guides/how-to-start/
How to read a chart: flossfield.com/needlepoint/guides/how-to-read-a-chart/

What you need

Canvas: blank mono canvas, 18 mesh (18 threads to the inch), cut 9 in wide x 11 in high (22.9 x 27.9 cm).

Needle: blunt tapestry, size 22. Also masking tape for the cut edges, and small scissors.

Thread: six-strand floss, 20 colors, about 23 skeins in all (an estimate). Stitch with 4 strands (5 or 6 if canvas shows).

Frame it: acid-free board and a frame.
How to frame needlepoint.

Thread list, DMC

			stitches	skeins
●	3865	Winter White	2,949	3
■	341	Light Blue Violet	1,863	2
▲	3747	Very Light Blue Violet	1,036	1
◆	333	Very Dark Blue Violet	884	1
▼	155	Medium Dark Blue Violet	598	1
★	3740	Dark Antique Violet	586	1
❖	3746	Dark Blue Violet	562	1
X	934	Black Avocado Green	527	1
H	3371	Black Brown	365	1
+	469	Avocado Green	301	1
=	937	Medium Avocado Green	290	1
Z	920	Medium Copper	274	1
A	437	Light Tan	255	1
V	498	Dark Red	235	1
T	743	Medium Yellow	170	1
N	471	Very Light Avocado Green	152	1
S	210	Medium Lavender	86	1
K	945	Tawny	76	1
E	922	Light Copper	69	1
C	350	Medium Coral	62	1

Skeins are estimates: the thread a stitch takes on the front and back of 18 mesh canvas, plus 30 percent, rounded up for each color.
Thread colors are approximate screen matches to DMC numbers. Check against real thread before you buy.
For your own stitching, gifts and handmade pieces you sell. Do not resell or share this PDF or copies of it.

Classic drummer boy in the snow

Needlepoint pattern

Columns 1 to 90, rows 1 to 67. Start at the red outline

This page is the dark part of the chart



Key

- DMC 3865 Winter White
- DMC 341 Light Blue Violet
- DMC 3747 Very Light Blue Violet
- DMC 333 Very Dark Blue Violet
- DMC 155 Medium Dark Blue Violet
- DMC 3740 Dark Antique Violet
- DMC 3746 Dark Blue Violet
- DMC 934 Black Avocado Green
- DMC 3371 Black Brown
- DMC 469 Avocado Green
- DMC 937 Medium Avocado Green
- DMC 920 Medium Copper
- DMC 437 Light Tan
- DMC 498 Dark Red
- DMC 743 Medium Yellow
- DMC 471 Very Light Avocado Green
- DMC 210 Medium Lavender
- DMC 945 Tawny
- DMC 922 Light Copper
- DMC 350 Medium Coral

Classic drummer boy in the snow

Needlepoint pattern

Columns 1 to 90, rows 68 to 126. Gray squares: charted already, do not stitch again

This page is the dark part of the chart



Key

- ● DMC 3865 Winter White
- ■ DMC 341 Light Blue Violet
- ▲ DMC 3747 Very Light Blue Violet
- ◆ DMC 333 Very Dark Blue Violet
- ▼ DMC 155 Medium Dark Blue Violet
- ★ DMC 3740 Dark Antique Violet
- X DMC 934 Black Avocado Green
- H DMC 3371 Black Brown
- \+ DMC 469 Avocado Green
- = DMC 937 Medium Avocado Green
- Z DMC 920 Medium Copper
- A DMC 437 Light Tan
- V DMC 498 Dark Red
- T DMC 743 Medium Yellow
- N DMC 471 Very Light Avocado Green
- K DMC 945 Tawny