Classic Earth from space

Needlepoint pattern | 72 x 72 stitches | 4 x 4 in (10.2 x 10.2 cm) on 18 mesh | 16 colors



How to stitch it



1. Each square is one tent stitch, up at 1, down at 2. Lines in continental, right to left, the canvas upside down for the next row; wide areas in basketweave.
2. Cut 18 in of thread. Start and end it without a knot left behind.
3. Mark the middle of the canvas. It is the outlined square, column 36, row 36 (DMC 986): start there. Count threads, not holes.
4. Go on from it: picture first, background last. End the thread before crossing another color.
5. Last, two more rows all round, each stitch in the color it lies beside: the board's edge hides them.

First time? How to needlepoint: flossfield.com/needlepoint/guides/how-to-start/
How to read a chart: flossfield.com/needlepoint/guides/how-to-read-a-chart/

What you need

Canvas: blank mono canvas, 18 mesh (18 threads to the inch), cut 8.5 in square (21.6 cm).

Needle: blunt tapestry, size 22. Also masking tape for the cut edges, and small scissors.

Thread: six-strand floss, 16 colors, about 17 skeins in all (an estimate). Stitch with 4 strands (5 or 6 if canvas shows).

Make it an ornament: board, thin batting, backing fabric and twisted cord.
How to finish an ornament.

Thread list, DMC

			stitches	skeins
●	**310**	Black	1,466	2
■	**939**	Very Dark Navy Blue	951	1
▲	**826**	Medium Blue	370	1
◆	**3865**	Winter White	329	1
▼	**3325**	Light Baby Blue	329	1
★	**986**	Very Dark Forest Green	274	1
❖	**312**	Very Dark Baby Blue	270	1
X	**336**	Navy Blue	238	1
H	**934**	Black Avocado Green	214	1
+	**3363**	Medium Pine Green	185	1
=	**161**	Gray Blue	140	1
Z	**3822**	Light Straw	114	1
A	**422**	Light Hazelnut Brown	110	1
V	**869**	Very Dark Hazelnut Brown	82	1
T	**3820**	Dark Straw	80	1
N	**738**	Very Light Tan	32	1

Skeins are estimates, with the two extra rows: the thread a stitch takes on the front and back of 18 mesh canvas, plus 30 percent, rounded up for each color.

Thread colors are approximate screen matches to DMC numbers. Check against real thread before you buy.

For your own stitching, gifts and handmade pieces you sell. Do not resell or share this PDF or copies of it.

Classic Earth from space Needlepoint pattern

Chart: 72 x 72 stitches. Start at the red outline



Key

- ● **DMC 310** Black
- ■ **DMC 939** Very Dark Navy Blue
- ▲ **DMC 826** Medium Blue
- ◆ **DMC 3865** Winter White
- ▼ **DMC 3325** Light Baby Blue
- ★ **DMC 986** Very Dark Forest Green
- ❖ **DMC 312** Very Dark Baby Blue
- X **DMC 336** Navy Blue
- H **DMC 934** Black Avocado Green
- \+ **DMC 3363** Medium Pine Green
- = **DMC 161** Gray Blue
- Z **DMC 3822** Light Straw
- A **DMC 422** Light Hazelnut Brown
- V **DMC 869** Very Dark Hazelnut Brown
- T **DMC 3820** Dark Straw
- N **DMC 738** Very Light Tan