Classic elephant

Needlepoint pattern | 72 x 72 stitches | 4 x 4 in (10.2 x 10.2 cm) on 18 mesh | 11 colors



How to stitch it



1. Each square is one tent stitch, up at 1, down at 2. Lines in continental, right to left, the canvas upside down for the next row; wide areas in basketweave.
2. Cut 18 in of thread. Start and end it without a knot left behind.
3. Mark the middle of the canvas. It is the outlined square, column 36, row 36 (DMC 414): start there. Count threads, not holes.
4. Go on from it: picture first, background last. End the thread before crossing another color.
5. Last, two more rows all round, each stitch in the color it lies beside: the board's edge hides them.

First time? How to needlepoint: flossfield.com/needlepoint/guides/how-to-start/
How to read a chart: flossfield.com/needlepoint/guides/how-to-read-a-chart/

What you need

Canvas: blank mono canvas, 18 mesh (18 threads to the inch), cut 8.5 in square (21.6 cm).

Needle: blunt tapestry, size 22. Also masking tape for the cut edges, and small scissors.

Thread: six-strand floss, 11 colors, about 13 skeins in all (an estimate). Stitch with 4 strands (5 or 6 if canvas shows).

Make it an ornament: board, thin batting, backing fabric and twisted cord.
How to finish an ornament.

Thread list, DMC

			stitches	skeins
●	**987**	Dark Forest Green	1,804	2
▲	**414**	Dark Steel Gray	1,457	2
◆	**3799**	Very Dark Pewter Gray	522	1
H	**728**	Topaz	513	1
■	**415**	Pearl Gray	394	1
+	**783**	Medium Topaz	240	1
=	**435**	Very Light Brown	178	1
❖	**ECRU**	Ecru	45	1
X	**738**	Very Light Tan	22	1
★	**310**	Black	8	1
▼	**BLANC**	White	1	1

Skeins are estimates, with the two extra rows: the thread a stitch takes on the front and back of 18 mesh canvas, plus 30 percent, rounded up for each color.

Thread colors are approximate screen matches to DMC numbers. Check against real thread before you buy.

For your own stitching, gifts and handmade pieces you sell. Do not resell or share this PDF or copies of it.

Classic elephant Needlepoint pattern

Chart: 72 x 72 stitches. Start at the red outline



Key

- **DMC 987** Dark Forest Green
- **DMC 414** Dark Steel Gray
- **DMC 3799** Very Dark Pewter Gray
- **DMC 728** Topaz
- **DMC 415** Pearl Gray
- **DMC 783** Medium Topaz
- **DMC 435** Very Light Brown
- **DMC ECRU** Ecru
- **DMC 738** Very Light Tan
- **DMC 310** Black
- **DMC BLANC** White