Classic evil eye

Needlepoint pattern | 72 x 72 stitches | 4 x 4 in (10.2 x 10.2 cm) on 18 mesh | 11 colors



How to stitch it



1. Each square is one tent stitch, up at 1, down at 2. Lines in continental, right to left, the canvas upside down for the next row; wide areas in basketweave.
2. Cut 18 in of thread. Start and end it without a knot left behind.
3. Mark the middle of the canvas. It is the outlined square, column 36, row 36 (DMC 310): start there. Count threads, not holes.
4. Go on from it: picture first, background last. End the thread before crossing another color.
5. Last, two more rows all round in DMC 745: the board's edge hides them.

First time? How to needlepoint: flossfield.com/needlepoint/guides/how-to-start/
How to read a chart: flossfield.com/needlepoint/guides/how-to-read-a-chart/

What you need

Canvas: blank mono canvas, 18 mesh (18 threads to the inch), cut 8.5 in square (21.6 cm).

Needle: blunt tapestry, size 22. Also masking tape for the cut edges, and small scissors.

Thread: six-strand floss, 11 colors, about 14 skeins in all (an estimate). Stitch with 4 strands (5 or 6 if canvas shows).

Make it an ornament: board, thin batting, backing fabric and twisted cord.
How to finish an ornament.

Thread list, DMC

			stitches	skeins
●	**745**	Light Pale Yellow	3,894	4
■	**797**	Royal Blue	633	1
★	**BLANC**	White	230	1
X	**597**	Turquoise	129	1
❖	**939**	Very Dark Navy Blue	118	1
▼	**799**	Medium Delft Blue	65	1
H	**310**	Black	44	1
+	**800**	Pale Delft Blue	29	1
=	**3847**	Dark Teal Green	20	1
▲	**783**	Medium Topaz	17	1
◆	**782**	Dark Topaz	5	1

Skeins are estimates, with the two extra rows: the thread a stitch takes on the front and back of 18 mesh canvas, plus 30 percent, rounded up for each color.

Thread colors are approximate screen matches to DMC numbers. Check against real thread before you buy.

For your own stitching, gifts and handmade pieces you sell. Do not resell or share this PDF or copies of it.

Classic evil eye Needlepoint pattern

Chart: 72 x 72 stitches. Start at the red outline



Key

- ● **DMC 745** Light Pale Yellow
- ■ **DMC 797** Royal Blue
- ★ **DMC BLANC** White
- X **DMC 597** Turquoise
- ❖ **DMC 939** Very Dark Navy Blue
- ▼ **DMC 799** Medium Delft Blue
- H **DMC 310** Black
- \+ **DMC 800** Pale Delft Blue
- = **DMC 3847** Dark Teal Green
- ▲ **DMC 783** Medium Topaz
- ◆ **DMC 782** Dark Topaz