Classic five gold rings

Needlepoint pattern | 90 x 90 stitches | 5 x 5 in (12.7 x 12.7 cm) on 18 mesh | 17 colors



How to stitch it



1. Each square is one tent stitch, up at 1, down at 2. Lines in continental, right to left, the canvas upside down for the next row; wide areas in basketweave.
2. Cut 18 in of thread. Start and end it without a knot left behind.
3. Mark the middle of the canvas. It is the outlined square on page 2, column 45, row 45 (DMC 321): start there. Count threads, not holes.
4. Go on from it: picture first, background last. Gray squares are on two pages: stitch them once.
5. Last, two more rows all round, each stitch in the color it lies beside: the opening's edge hides them.

First time? How to needlepoint: flossfield.com/needlepoint/guides/how-to-start/
How to read a chart: flossfield.com/needlepoint/guides/how-to-read-a-chart/

What you need

Canvas: blank mono canvas, 18 mesh (18 threads to the inch), cut 9.5 in square (24.1 cm).

Needle: blunt tapestry, size 22. Also masking tape for the cut edges, and small scissors.

Thread: six-strand floss, 17 colors, about 18 skeins in all (an estimate). Stitch with 4 strands (5 or 6 if canvas shows).

Fit it into a lid: the box or tray, acid-free board and backing. Measure the opening first.
How to fit it into a lid.

Thread list, DMC

			stitches	skeins
●	**890**	Ultra Dark Pistachio Green	2,219	2
□	**433**	Medium Brown	790	1
▲	**321**	Red	727	1
◆	**783**	Medium Topaz	625	1
▼	**814**	Dark Garnet	588	1
★	**498**	Dark Red	431	1
❖	**801**	Dark Coffee Brown	390	1
X	**3822**	Light Straw	373	1
H	**3347**	Medium Yellow Green	355	1
+	**3820**	Dark Straw	298	1
=	**501**	Dark Blue Green	284	1
Z	**898**	Very Dark Coffee Brown	248	1
A	**780**	Ultra Very Dark Topaz	218	1
V	**350**	Medium Coral	176	1
T	**3346**	Hunter Green	160	1
N	**434**	Light Brown	158	1
S	**3823**	Ultra Pale Yellow	60	1

Skeins are estimates, with the two extra rows: the thread a stitch takes on the front and back of 18 mesh canvas, plus 30 percent, rounded up for each color.

Thread colors are approximate screen matches to DMC numbers. Check against real thread before you buy.

For your own stitching, gifts and handmade pieces you sell. Do not resell or share this PDF or copies of it.

Classic five gold rings

Needlepoint pattern

Columns 1 to 49, rows 1 to 90. Start at the red outline

This page is the dark part of the chart



Key

- **DMC 890** Ultra Dark Pistachio Green
- **DMC 433** Medium Brown
- **DMC 321** Red
- **DMC 783** Medium Topaz
- **DMC 814** Dark Garnet
- **DMC 498** Dark Red
- **DMC 801** Dark Coffee Brown
- **DMC 3822** Light Straw
- **DMC 3347** Medium Yellow Green
- **DMC 3820** Dark Straw
- **DMC 501** Dark Blue Green
- **DMC 898** Very Dark Coffee Brown
- **DMC 780** Ultra Very Dark Topaz
- **DMC 350** Medium Coral
- **DMC 3346** Hunter Green
- **DMC 434** Light Brown
- **DMC 3823** Ultra Pale Yellow

Classic five gold rings

Needlepoint pattern

Columns 50 to 90, rows 1 to 90. Gray squares: charted already, do not stitch again

This page is the dark part of the chart



Key

- **DMC 890** Ultra Dark Pistachio Green
- **DMC 433** Medium Brown
- **DMC 321** Red
- **DMC 783** Medium Topaz
- **DMC 814** Dark Garnet
- **DMC 498** Dark Red
- **DMC 801** Dark Coffee Brown
- **DMC 3822** Light Straw
- **DMC 3347** Medium Yellow Green
- **DMC 3820** Dark Straw
- **DMC 501** Dark Blue Green
- **DMC 898** Very Dark Coffee Brown
- **DMC 780** Ultra Very Dark Topaz
- **DMC 350** Medium Coral
- **DMC 3346** Hunter Green
- **DMC 434** Light Brown
- **DMC 3823** Ultra Pale Yellow