Classic Florida state shape

Needlepoint pattern | 90 x 126 stitches | 5 x 7 in (12.7 x 17.8 cm) on 18 mesh | 20 colors



How to stitch it



1. Each square is one tent stitch, up at 1, down at 2. Lines in continental, right to left, the canvas upside down for the next row; wide areas in basketweave.
2. Cut 18 in of thread. Start and end it without a knot left behind.
3. Mark the middle of the canvas. It is the outlined square on page 2, column 45, row 63 (DMC 3811): start there. Count threads, not holes.
4. Go on from it: picture first, background last. Gray squares are on two pages: stitch them once.
5. When it is done, block it square.

First time? How to needlepoint: flossfield.com/needlepoint/guides/how-to-start/
How to read a chart: flossfield.com/needlepoint/guides/how-to-read-a-chart/

What you need

Canvas: blank mono canvas, 18 mesh (18 threads to the inch), cut 9 in wide x 11 in high (22.9 x 27.9 cm).

Needle: blunt tapestry, size 22. Also masking tape for the cut edges, and small scissors.

Thread: six-strand floss, 20 colors, about 23 skeins in all (an estimate). Stitch with 4 strands (5 or 6 if canvas shows).

Frame it: acid-free board and a frame.
How to frame needlepoint.

Thread list, DMC

			stitches	skeins
●	3811	Very Light Turquoise	2,517	2
■	598	Light Turquoise	1,490	2
▲	677	Very Light Old Gold	1,418	2
◆	807	Peacock Blue	1,187	1
▼	676	Light Old Gold	912	1
★	3053	Green Gray	508	1
❖	BLANC	White	483	1
X	524	Very Light Fern Green	396	1
H	3363	Medium Pine Green	360	1
+	971	Pumpkin	302	1
=	3799	Very Dark Pewter Gray	301	1
Z	895	Very Dark Hunter Green	232	1
A	741	Medium Tangerine	230	1
V	414	Dark Steel Gray	210	1
T	318	Light Steel Gray	163	1
N	3346	Hunter Green	141	1
S	801	Dark Coffee Brown	134	1
K	471	Very Light Avocado Green	128	1
E	900	Dark Burnt Orange	124	1
C	434	Light Brown	104	1

Skeins are estimates: the thread a stitch takes on the front and back of 18 mesh canvas, plus 30 percent, rounded up for each color.
Thread colors are approximate screen matches to DMC numbers. Check against real thread before you buy.
For your own stitching, gifts and handmade pieces you sell. Do not resell or share this PDF or copies of it.

Classic Florida state shape

Needlepoint pattern

Columns 1 to 90, rows 1 to 67. Start at the red outline

This page is the dark part of the chart

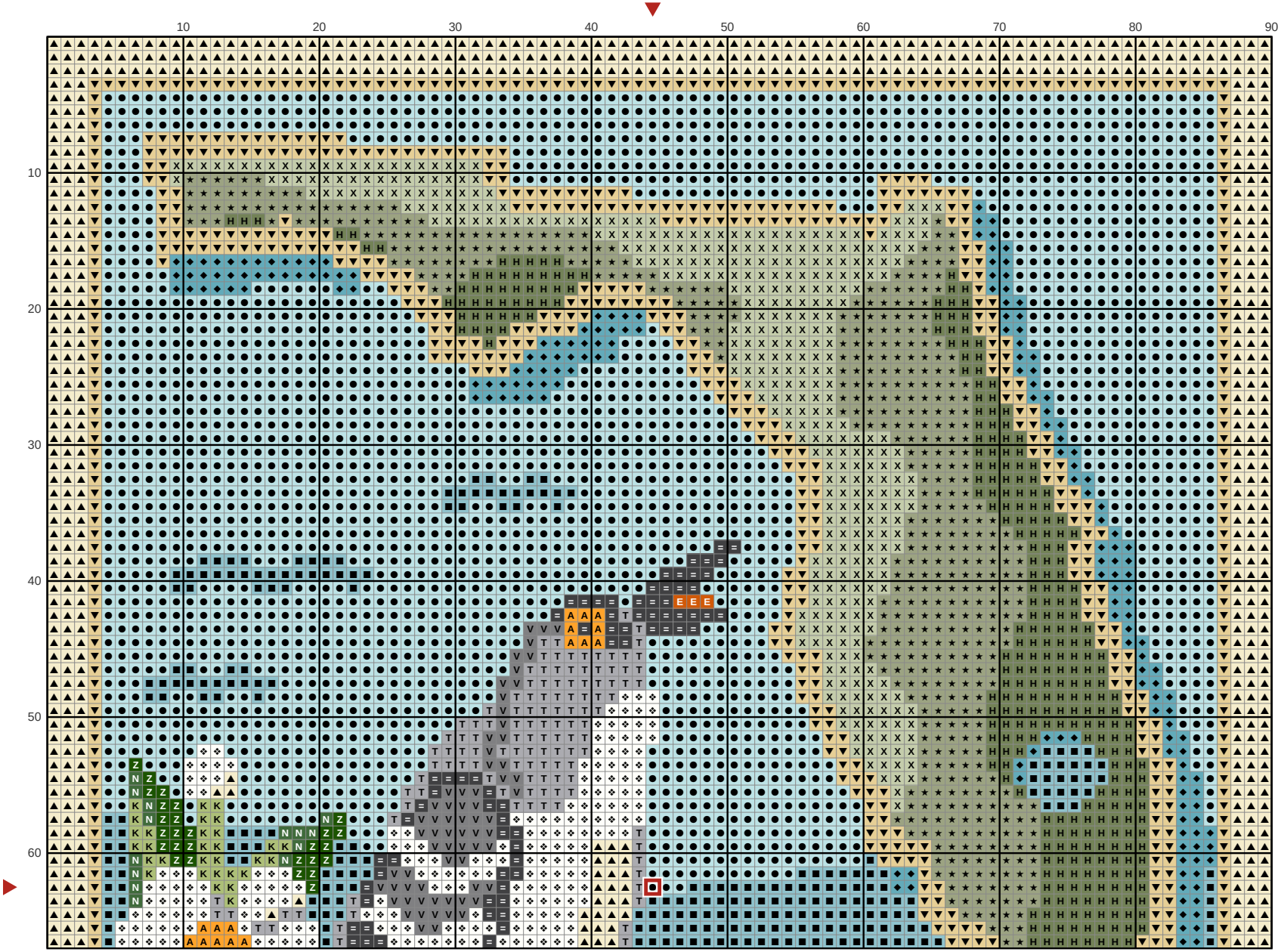

Key

- ● **DMC 3811** Very Light Turquoise
- ■ **DMC 598** Light Turquoise
- ▲ **DMC 677** Very Light Old Gold
- ◆ **DMC 807** Peacock Blue
- ▼ **DMC 676** Light Old Gold
- ★ **DMC 3053** Green Gray
- ❖ **DMC BLANC** White
- X **DMC 524** Very Light Fern Green
- H **DMC 3363** Medium Pine Green
- = **DMC 3799** Very Dark Pewter Gray
- Z **DMC 895** Very Dark Hunter Green
- A **DMC 741** Medium Tangerine
- V **DMC 414** Dark Steel Gray
- T **DMC 318** Light Steel Gray
- N **DMC 3346** Hunter Green
- K **DMC 471** Very Light Avocado Green
- E **DMC 900** Dark Burnt Orange

Classic Florida state shape

Needlepoint pattern

Columns 1 to 90, rows 68 to 126. Gray squares: charted already, do not stitch again

This page is the dark part of the chart



Key

- DMC 3811 — Very Light Turquoise
- DMC 598 — Light Turquoise
- DMC 677 — Very Light Old Gold
- DMC 807 — Peacock Blue
- DMC 676 — Light Old Gold
- DMC 3053 — Green Gray
- DMC BLANC — White
- DMC 3363 — Medium Pine Green
- DMC 971 — Pumpkin
- DMC 3799 — Very Dark Pewter Gray
- DMC 895 — Very Dark Hunter Green
- DMC 741 — Medium Tangerine
- DMC 414 — Dark Steel Gray
- DMC 318 — Light Steel Gray
- DMC 3346 — Hunter Green
- DMC 801 — Dark Coffee Brown
- DMC 471 — Very Light Avocado Green
- DMC 900 — Dark Burnt Orange
- DMC 434 — Light Brown