Classic flower basket still life

Needlepoint pattern | 90 x 126 stitches | 5 x 7 in (12.7 x 17.8 cm) on 18 mesh | 20 colors



How to stitch it



1. Each square is one tent stitch, up at 1, down at 2. Lines in continental, right to left, the canvas upside down for the next row; wide areas in basketweave.
2. Cut 18 in of thread. Start and end it without a knot left behind.
3. Mark the middle of the canvas. It is the outlined square on page 2, column 45, row 63 (DMC 3782): start there. Count threads, not holes.
4. Go on from it: picture first, background last. Gray squares are on two pages: stitch them once.
5. When it is done, block it square.

First time? How to needlepoint: flossfield.com/needlepoint/guides/how-to-start/
How to read a chart: flossfield.com/needlepoint/guides/how-to-read-a-chart/

What you need

Canvas: blank mono canvas, 18 mesh (18 threads to the inch), cut 9 in wide x 11 in high (22.9 x 27.9 cm).

Needle: blunt tapestry, size 22. Also masking tape for the cut edges, and small scissors.

Thread: six-strand floss, 20 colors, about 23 skeins in all (an estimate). Stitch with 4 strands (5 or 6 if canvas shows).

Frame it: acid-free board and a frame.
How to frame needlepoint.

Thread list, DMC

			stitches	skeins
●	938	Ultra Dark Coffee Brown	2,059	2
■	839	Dark Beige Brown	1,965	2
▲	829	Very Dark Golden Olive	1,709	2
◆	3031	Very Dark Mocha Brown	1,248	1
▼	739	Ultra Very Light Tan	761	1
★	3782	Light Mocha Brown	588	1
❖	3032	Medium Mocha Brown	461	1
X	934	Black Avocado Green	370	1
H	712	Cream	339	1
+	435	Very Light Brown	333	1
=	437	Light Tan	303	1
Z	3051	Dark Green Gray	253	1
A	920	Medium Copper	181	1
V	3856	Ultra Very Light Mahogany	166	1
T	3834	Dark Grape	135	1
N	347	Very Dark Salmon	132	1
S	402	Very Light Mahogany	128	1
K	154	Very Dark Grape	112	1
E	3835	Medium Grape	73	1
C	3052	Medium Green Gray	24	1

Skeins are estimates: the thread a stitch takes on the front and back of 18 mesh canvas, plus 30 percent, rounded up for each color.
Thread colors are approximate screen matches to DMC numbers. Check against real thread before you buy.
For your own stitching, gifts and handmade pieces you sell. Do not resell or share this PDF or copies of it.

Classic flower basket still life

Needlepoint pattern

Columns 1 to 90, rows 1 to 67. Start at the red outline

This page is the dark part of the chart



Key

- DMC 938 — Ultra Dark Coffee Brown
- DMC 839 — Dark Beige Brown
- DMC 829 — Very Dark Golden Olive
- DMC 3031 — Very Dark Mocha Brown
- DMC 739 — Ultra Very Light Tan
- DMC 3782 — Light Mocha Brown
- DMC 3032 — Medium Mocha Brown
- DMC 934 — Black Avocado Green
- DMC 712 — Cream
- DMC 435 — Very Light Brown
- DMC 437 — Light Tan
- DMC 3051 — Dark Green Gray
- DMC 920 — Medium Copper
- DMC 3856 — Ultra Very Light Mahogany
- DMC 3834 — Dark Grape
- DMC 347 — Very Dark Salmon
- DMC 402 — Very Light Mahogany
- DMC 154 — Very Dark Grape
- DMC 3835 — Medium Grape

Classic flower basket still life

Needlepoint pattern

Columns 1 to 90, rows 68 to 126. Gray squares: charted already, do not stitch again

This page is the dark part of the chart



Key

- **DMC 938** Ultra Dark Coffee Brown
- **DMC 839** Dark Beige Brown
- **DMC 829** Very Dark Golden Olive
- **DMC 3031** Very Dark Mocha Brown
- **DMC 739** Ultra Very Light Tan
- **DMC 3782** Light Mocha Brown
- **DMC 3032** Medium Mocha Brown
- **DMC 934** Black Avocado Green
- **DMC 712** Cream
- **DMC 435** Very Light Brown
- **DMC 437** Light Tan
- **DMC 3051** Dark Green Gray
- **DMC 920** Medium Copper
- **DMC 3856** Ultra Very Light Mahogany
- **DMC 402** Very Light Mahogany
- **DMC 3052** Medium Green Gray