Classic forget-me-nots

Needlepoint pattern | 140 x 140 stitches | 14 x 14 in (35.6 x 35.6 cm) on 10 mesh | 24 colors



How to stitch it



1. Each square is one tent stitch, up at 1, down at 2. Lines in continental, right to left, the canvas upside down for the next row; wide areas in basketweave.
2. Cut 18 in of thread. Start and end it without a knot left behind.
3. Mark the middle of the canvas. It is the outlined square on page 2, column 70, row 70 (DMC 3371): start there. Count threads, not holes.
4. Go on from it: picture first, background last. Gray squares are on two pages: stitch them once.
5. Last, two more rows all round in DMC 3371: the seam hides them.

First time? How to needlepoint: flossfield.com/needlepoint/guides/how-to-start/
How to read a chart: flossfield.com/needlepoint/guides/how-to-read-a-chart/

What you need

Canvas: blank mono canvas, 10 mesh (10 threads to the inch), cut 18.5 in square (47 cm).

Needle: blunt tapestry, size 18. Also masking tape for the cut edges, and small scissors.

Thread: pearl cotton size 3, 24 colors, about 44 skeins in all (an estimate). Stitch with 2 lengths together.

Make it a pillow: backing fabric, an insert the size of the stitching or an inch larger, and cord or piping for the edge. How to finish a pillow.

Thread list, DMC

			stitches	skeins
●	3371	Black Brown	9,676	17
■	470	Light Avocado Green	1,288	2
▲	3820	Dark Straw	1,089	2
◆	936	Very Dark Avocado Green	727	2
▼	780	Ultra Very Dark Topaz	724	2
★	322	Dark Baby Blue	630	1
❖	3822	Light Straw	560	1
X	3755	Baby Blue	547	1
H	BLANC	White	518	1
+	469	Avocado Green	506	1
=	471	Very Light Avocado Green	468	1
Z	783	Medium Topaz	421	1
A	3325	Light Baby Blue	417	1
V	934	Black Avocado Green	416	1
T	3348	Light Yellow Green	365	1
N	312	Very Dark Baby Blue	342	1
S	791	Very Dark Cornflower Blue	318	1
K	3733	Dusty Rose	160	1
E	3836	Light Grape	98	1
C	963	Ultra Very Light Dusty Rose	92	1
P	775	Very Light Baby Blue	90	1
U	3350	Ultra Dark Dusty Rose	69	1
L	153	Very Light Violet	47	1
2	154	Very Dark Grape	32	1

Skeins are estimates, with the two extra rows: the thread a stitch takes on the front and back of 10 mesh canvas, plus 30 percent, rounded up for each color.

Thread colors are approximate screen matches to DMC numbers. Check against real thread before you buy.

For your own stitching, gifts and handmade pieces you sell. Do not resell or share this PDF or copies of it.

Classic forget-me-nots

Needlepoint pattern

Columns 1 to 74, rows 1 to 74. Start at the red outline

This page is the dark part of the chart



Key

● **DMC 3371** Black Brown	X **DMC 3755** Baby Blue	T **DMC 3348** Light Yellow Green
■ **DMC 470** Light Avocado Green	H **DMC BLANC** White	N **DMC 312** Very Dark Baby Blue
▲ **DMC 3820** Dark Straw	+ **DMC 469** Avocado Green	S **DMC 791** Very Dark Cornflower Blue
◆ **DMC 936** Very Dark Avocado Green	= **DMC 471** Very Light Avocado Green	K **DMC 3733** Dusty Rose
▼ **DMC 780** Ultra Very Dark Topaz	Z **DMC 783** Medium Topaz	C **DMC 963** Ultra Very Light Dusty Rose
★ **DMC 322** Dark Baby Blue	A **DMC 3325** Light Baby Blue	P **DMC 775** Very Light Baby Blue
❖ **DMC 3822** Light Straw	V **DMC 934** Black Avocado Green	U **DMC 3350** Ultra Dark Dusty Rose

Classic forget-me-nots Needlepoint pattern

Columns 75 to 140, rows 1 to 74. Gray squares: charted already, do not stitch again

This page is the dark part of the chart



Key

●	**DMC 3371** Black Brown	H	**DMC BLANC** White	S	**DMC 791** Very Dark Cornflower Blue
■	**DMC 470** Light Avocado Green	+	**DMC 469** Avocado Green	K	**DMC 3733** Dusty Rose
▲	**DMC 3820** Dark Straw	=	**DMC 471** Very Light Avocado Green	E	**DMC 3836** Light Grape
◆	**DMC 936** Very Dark Avocado Green	Z	**DMC 783** Medium Topaz	C	**DMC 963** Ultra Very Light Dusty Rose
▼	**DMC 780** Ultra Very Dark Topaz	A	**DMC 3325** Light Baby Blue	P	**DMC 775** Very Light Baby Blue
★	**DMC 322** Dark Baby Blue	V	**DMC 934** Black Avocado Green	U	**DMC 3350** Ultra Dark Dusty Rose
❖	**DMC 3822** Light Straw	T	**DMC 3348** Light Yellow Green	L	**DMC 153** Very Light Violet
X	**DMC 3755** Baby Blue	N	**DMC 312** Very Dark Baby Blue	2	**DMC 154** Very Dark Grape

Classic forget-me-nots Needlepoint pattern

Columns 1 to 74, rows 75 to 140. Gray squares: charted already, do not stitch again

This page is the dark part of the chart

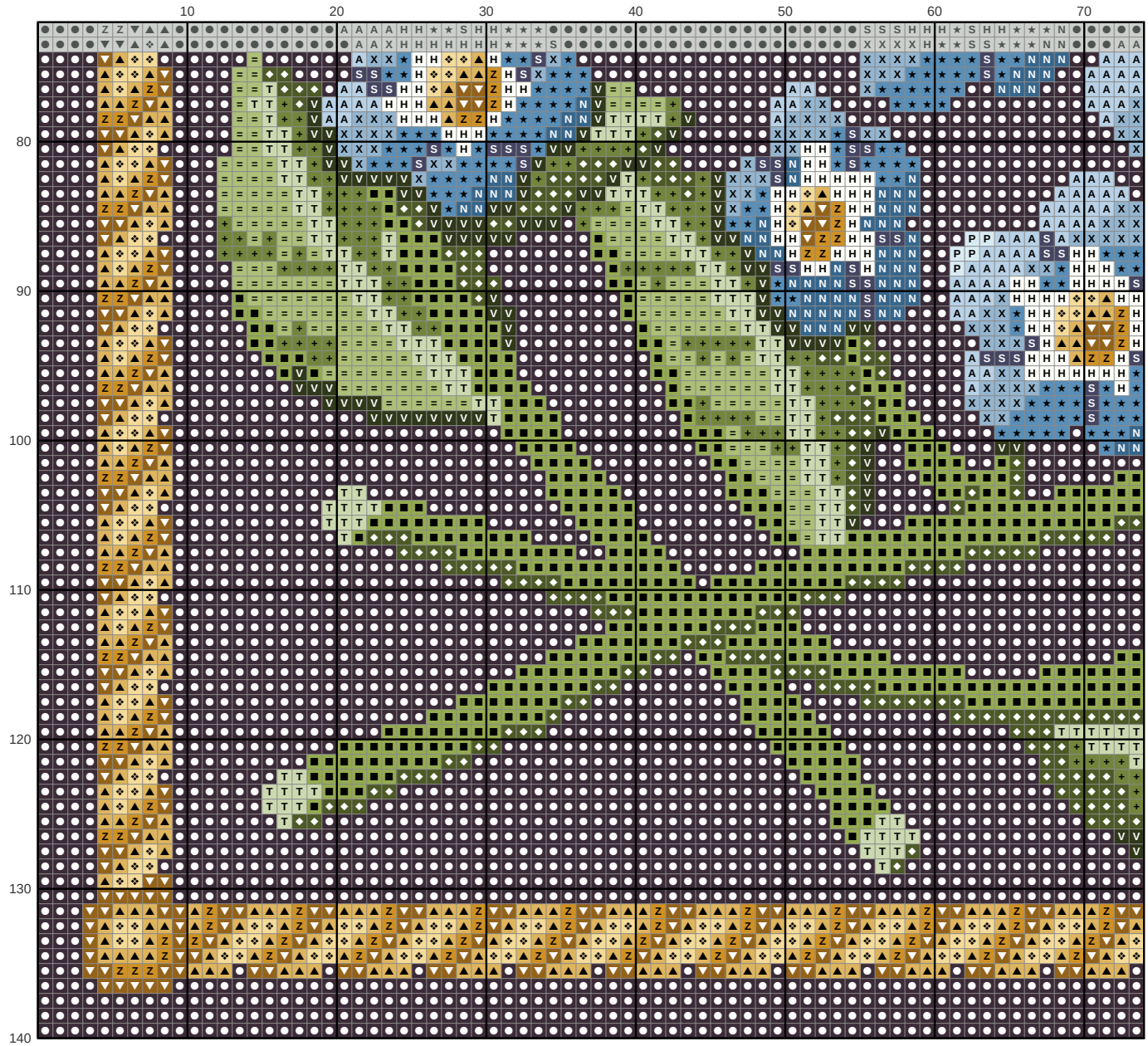

Key

- ● **DMC 3371** Black Brown
- ■ **DMC 470** Light Avocado Green
- ▲ **DMC 3820** Dark Straw
- ◆ **DMC 936** Very Dark Avocado Green
- ▼ **DMC 780** Ultra Very Dark Topaz
- ★ **DMC 322** Dark Baby Blue
- ❖ **DMC 3822** Light Straw
- X **DMC 3755** Baby Blue
- H **DMC BLANC** White
- \+ **DMC 469** Avocado Green
- = **DMC 471** Very Light Avocado Green
- Z **DMC 783** Medium Topaz
- A **DMC 3325** Light Baby Blue
- V **DMC 934** Black Avocado Green
- T **DMC 3348** Light Yellow Green
- N **DMC 312** Very Dark Baby Blue
- S **DMC 791** Very Dark Cornflower Blue
- P **DMC 775** Very Light Baby Blue

Classic forget-me-nots

Needlepoint pattern

Columns 75 to 140, rows 75 to 140. Gray squares: charted already, do not stitch again

This page is the dark part of the chart



Key

- ● **DMC 3371** Black Brown
- ■ **DMC 470** Light Avocado Green
- ▲ **DMC 3820** Dark Straw
- ◆ **DMC 936** Very Dark Avocado Green
- ▼ **DMC 780** Ultra Very Dark Topaz
- ★ **DMC 322** Dark Baby Blue
- ❖ **DMC 3822** Light Straw
- X **DMC 3755** Baby Blue
- H **DMC BLANC** White
- \+ **DMC 469** Avocado Green
- = **DMC 471** Very Light Avocado Green
- Z **DMC 783** Medium Topaz
- A **DMC 3325** Light Baby Blue
- V **DMC 934** Black Avocado Green
- T **DMC 3348** Light Yellow Green
- N **DMC 312** Very Dark Baby Blue
- S **DMC 791** Very Dark Cornflower Blue
- K **DMC 3733** Dusty Rose
- C **DMC 963** Ultra Very Light Dusty Rose
- P **DMC 775** Very Light Baby Blue
- U **DMC 3350** Ultra Dark Dusty Rose