Classic Gateway Arch at golden hour

Needlepoint pattern | 90 x 90 stitches | 5 x 5 in (12.7 x 12.7 cm) on 18 mesh | 18 colors



How to stitch it



1. Each square is one tent stitch, up at 1, down at 2. Lines in continental, right to left, the canvas upside down for the next row; wide areas in basketweave.
2. Cut 18 in of thread. Start and end it without a knot left behind.
3. Mark the middle of the canvas. It is the outlined square on page 2, column 45, row 45 (DMC 3855): start there. Count threads, not holes.
4. Go on from it: picture first, background last. Gray squares are on two pages: stitch them once.
5. Last, two more rows all round, each stitch in the color it lies beside: the opening's edge hides them.

First time? How to needlepoint: flossfield.com/needlepoint/guides/how-to-start/
How to read a chart: flossfield.com/needlepoint/guides/how-to-read-a-chart/

What you need

Canvas: blank mono canvas, 18 mesh (18 threads to the inch), cut 9.5 in square (24.1 cm).

Needle: blunt tapestry, size 22. Also masking tape for the cut edges, and small scissors.

Thread: six-strand floss, 18 colors, about 19 skeins in all (an estimate). Stitch with 4 strands (5 or 6 if canvas shows).

Fit it into a lid: the box or tray, acid-free board and backing. Measure the opening first.
How to fit it into a lid.

Thread list, DMC

			stitches	skeins
●	**932**	Light Antique Blue	1,467	2
■	**3856**	Ultra Very Light Mahogany	1,017	1
▲	**3743**	Very Light Antique Violet	820	1
◆	**920**	Medium Copper	612	1
▼	**3825**	Pale Pumpkin	504	1
★	**918**	Dark Red Copper	483	1
❖	**3855**	Light Autumn Gold	438	1
X	**922**	Light Copper	412	1
H	**745**	Light Pale Yellow	372	1
+	**3011**	Dark Khaki Green	347	1
=	**931**	Medium Antique Blue	334	1
Z	**3853**	Dark Autumn Gold	293	1
A	**3012**	Medium Khaki Green	254	1
V	**930**	Dark Antique Blue	247	1
T	**938**	Ultra Dark Coffee Brown	244	1
N	**3740**	Dark Antique Violet	156	1
S	**746**	Off White	76	1
K	**632**	Ultra Very Dark Desert Sand	24	1

Skeins are estimates, with the two extra rows: the thread a stitch takes on the front and back of 18 mesh canvas, plus 30 percent, rounded up for each color.

Thread colors are approximate screen matches to DMC numbers. Check against real thread before you buy.

For your own stitching, gifts and handmade pieces you sell. Do not resell or share this PDF or copies of it.

Classic Gateway Arch at golden hour

Needlepoint pattern

Columns 1 to 49, rows 1 to 90. Start at the red outline

This page is the dark part of the chart



Key

- DMC 932 — Light Antique Blue
- DMC 3856 — Ultra Very Light Mahogany
- DMC 3743 — Very Light Antique Violet
- DMC 920 — Medium Copper
- DMC 3825 — Pale Pumpkin
- DMC 918 — Dark Red Copper
- DMC 3855 — Light Autumn Gold
- DMC 922 — Light Copper
- DMC 745 — Light Pale Yellow
- DMC 3011 — Dark Khaki Green
- DMC 931 — Medium Antique Blue
- DMC 3853 — Dark Autumn Gold
- DMC 3012 — Medium Khaki Green
- DMC 930 — Dark Antique Blue
- DMC 938 — Ultra Dark Coffee Brown
- DMC 3740 — Dark Antique Violet
- DMC 746 — Off White
- DMC 632 — Ultra Very Dark Desert Sand

Classic Gateway Arch at golden hour

Needlepoint pattern

Columns 50 to 90, rows 1 to 90. Gray squares: charted already, do not stitch again

This page is the dark part of the chart

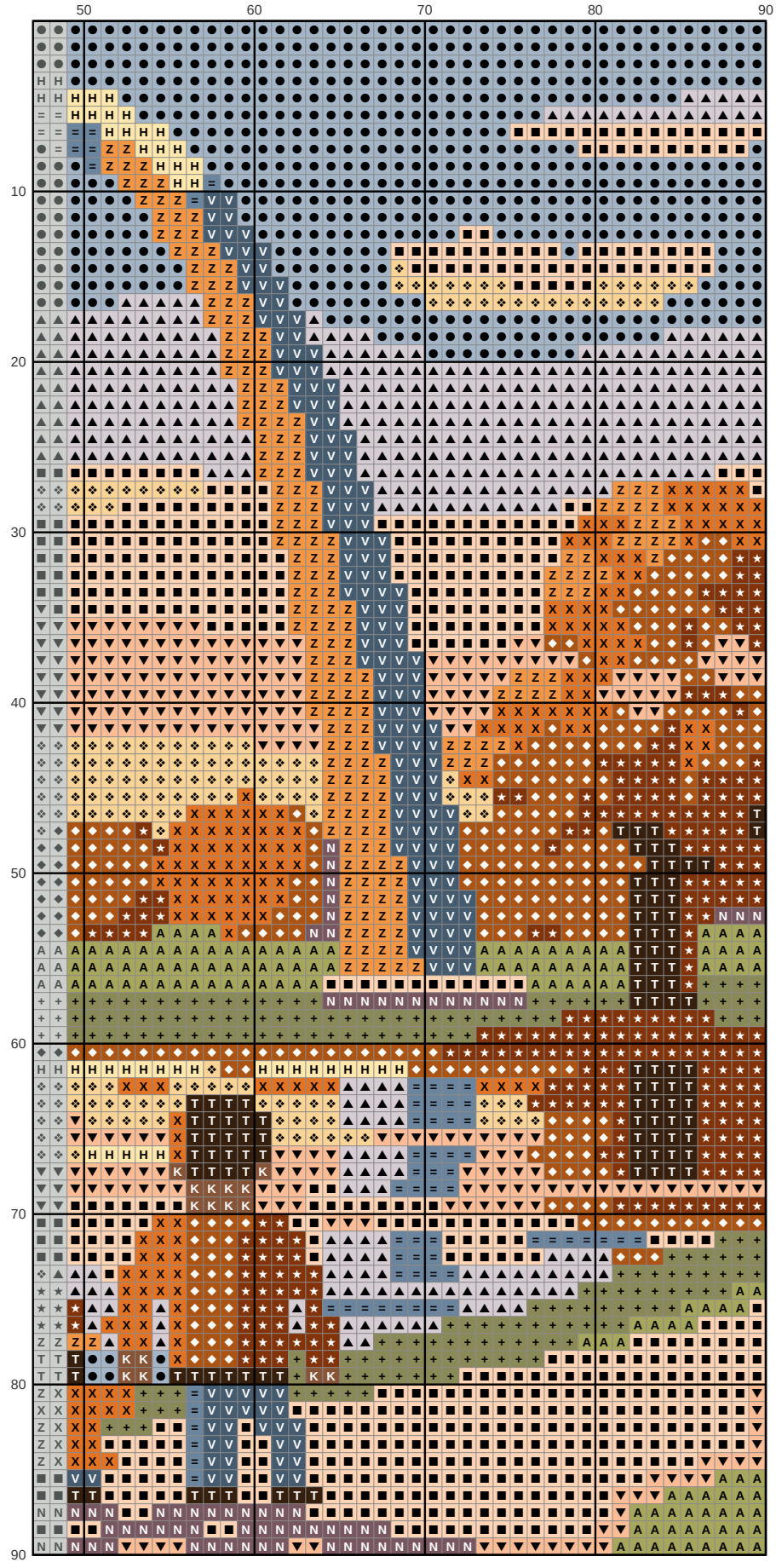

Key

- ● **DMC 932** Light Antique Blue
- ■ **DMC 3856** Ultra Very Light Mahogany
- ▲ **DMC 3743** Very Light Antique Violet
- ◆ **DMC 920** Medium Copper
- ▼ **DMC 3825** Pale Pumpkin
- ★ **DMC 918** Dark Red Copper
- ❖ **DMC 3855** Light Autumn Gold
- X **DMC 922** Light Copper
- H **DMC 745** Light Pale Yellow
- \+ **DMC 3011** Dark Khaki Green
- = **DMC 931** Medium Antique Blue
- Z **DMC 3853** Dark Autumn Gold
- A **DMC 3012** Medium Khaki Green
- V **DMC 930** Dark Antique Blue
- T **DMC 938** Ultra Dark Coffee Brown
- N **DMC 3740** Dark Antique Violet
- K **DMC 632** Ultra Very Dark Desert Sand