Classic gears

Needlepoint pattern | 72 x 72 stitches | 4 x 4 in (10.2 x 10.2 cm) on 18 mesh | 11 colors



How to stitch it



1. Each square is one tent stitch, up at 1, down at 2. Lines in continental, right to left, the canvas upside down for the next row; wide areas in basketweave.
2. Cut 18 in of thread. Start and end it without a knot left behind.
3. Mark the middle of the canvas. It is the outlined square, column 36, row 36 (DMC 783): start there. Count threads, not holes.
4. Go on from it: picture first, background last. End the thread before crossing another color.
5. Last, two more rows all round in DMC 823: the board's edge hides them.

First time? How to needlepoint: flossfield.com/needlepoint/guides/how-to-start/
How to read a chart: flossfield.com/needlepoint/guides/how-to-read-a-chart/

What you need

Canvas: blank mono canvas, 18 mesh (18 threads to the inch), cut 8.5 in square (21.6 cm).

Needle: blunt tapestry, size 22. Also masking tape for the cut edges, and small scissors.

Thread: six-strand floss, 11 colors, about 13 skeins in all (an estimate). Stitch with 4 strands (5 or 6 if canvas shows).

Make it an ornament: board, thin batting, backing fabric and twisted cord.
How to finish an ornament.

Thread list, DMC

			stitches	skeins
●	**823**	Dark Navy Blue	2,802	3
★	**783**	Medium Topaz	836	1
■	**415**	Pearl Gray	373	1
▲	**3799**	Very Dark Pewter Gray	302	1
▼	**414**	Dark Steel Gray	274	1
H	**900**	Dark Burnt Orange	232	1
X	**435**	Very Light Brown	122	1
❖	**745**	Light Pale Yellow	82	1
◆	**BLANC**	White	69	1
=	**920**	Medium Copper	62	1
+	**3854**	Medium Autumn Gold	30	1

Skeins are estimates, with the two extra rows: the thread a stitch takes on the front and back of 18 mesh canvas, plus 30 percent, rounded up for each color.

Thread colors are approximate screen matches to DMC numbers. Check against real thread before you buy.

For your own stitching, gifts and handmade pieces you sell. Do not resell or share this PDF or copies of it.

Classic gears

Needlepoint pattern

Chart: 72 x 72 stitches. Start at the red outline



Key

- **DMC 823** Dark Navy Blue
- **DMC 783** Medium Topaz
- **DMC 415** Pearl Gray
- **DMC 3799** Very Dark Pewter Gray
- **DMC 414** Dark Steel Gray
- **DMC 900** Dark Burnt Orange
- **DMC 435** Very Light Brown
- **DMC 745** Light Pale Yellow
- **DMC BLANC** White
- **DMC 920** Medium Copper
- **DMC 3854** Medium Autumn Gold