Classic geranium

Needlepoint pattern | 72 x 72 stitches | 4 x 4 in (10.2 x 10.2 cm) on 18 mesh | 15 colors



How to stitch it



1. Each square is one tent stitch, up at 1, down at 2. Lines in continental, right to left, the canvas upside down for the next row; wide areas in basketweave.
2. Cut 18 in of thread. Start and end it without a knot left behind.
3. Mark the middle of the canvas. It is the outlined square, column 36, row 36 (DMC 700): start there. Count threads, not holes.
4. Go on from it: picture first, background last. End the thread before crossing another color.
5. Last, two more rows all round, each stitch in the color it lies beside: the board's edge hides them.

First time? How to needlepoint: flossfield.com/needlepoint/guides/how-to-start/
How to read a chart: flossfield.com/needlepoint/guides/how-to-read-a-chart/

What you need

Canvas: blank mono canvas, 18 mesh (18 threads to the inch), cut 8.5 in square (21.6 cm).

Needle: blunt tapestry, size 22. Also masking tape for the cut edges, and small scissors.

Thread: six-strand floss, 15 colors, about 17 skeins in all (an estimate). Stitch with 4 strands (5 or 6 if canvas shows).

Make it an ornament: board, thin batting, backing fabric and twisted cord.
How to finish an ornament.

Thread list, DMC

			stitches	skeins
●	800	Pale Delft Blue	2,371	3
V	BLANC	White	523	1
□	666	Bright Red	473	1
❖	702	Kelly Green	412	1
X	700	Bright Green	327	1
◆	814	Dark Garnet	260	1
Z	356	Medium Terra Cotta	177	1
▲	498	Dark Red	128	1
=	920	Medium Copper	121	1
+	223	Light Shell Pink	95	1
★	704	Bright Chartreuse	85	1
H	890	Ultra Dark Pistachio Green	68	1
T	415	Pearl Gray	67	1
A	433	Medium Brown	47	1
▼	3854	Medium Autumn Gold	30	1

Skeins are estimates, with the two extra rows: the thread a stitch takes on the front and back of 18 mesh canvas, plus 30 percent, rounded up for each color.

Thread colors are approximate screen matches to DMC numbers. Check against real thread before you buy.

For your own stitching, gifts and handmade pieces you sell. Do not resell or share this PDF or copies of it.

Classic geranium Needlepoint pattern

Chart: 72 x 72 stitches. Start at the red outline



Key

●	**DMC 800** Pale Delft Blue	◆	**DMC 814** Dark Garnet	★	**DMC 704** Bright Chartreuse
V	**DMC BLANC** White	Z	**DMC 356** Medium Terra Cotta	H	**DMC 890** Ultra Dark Pistachio Green
■	**DMC 666** Bright Red	▲	**DMC 498** Dark Red	T	**DMC 415** Pearl Gray
❖	**DMC 702** Kelly Green	=	**DMC 920** Medium Copper	A	**DMC 433** Medium Brown
X	**DMC 700** Bright Green	+	**DMC 223** Light Shell Pink	▼	**DMC 3854** Medium Autumn Gold