Classic ghost and black cat by moonlight

Needlepoint pattern | 90 x 126 stitches | 5 x 7 in (12.7 x 17.8 cm) on 18 mesh | 20 colors



How to stitch it



1. Each square is one tent stitch, up at 1, down at 2. Lines in continental, right to left, the canvas upside down for the next row; wide areas in basketweave.
2. Cut 18 in of thread. Start and end it without a knot left behind.
3. Mark the middle of the canvas. It is the outlined square on page 2, column 45, row 63 (DMC 3865): start there. Count threads, not holes.
4. Go on from it: picture first, background last. Gray squares are on two pages: stitch them once.
5. When it is done, block it square.

First time? How to needlepoint: flossfield.com/needlepoint/guides/how-to-start/
How to read a chart: flossfield.com/needlepoint/guides/how-to-read-a-chart/

What you need

Canvas: blank mono canvas, 18 mesh (18 threads to the inch), cut 9 in wide x 11 in high (22.9 x 27.9 cm).

Needle: blunt tapestry, size 22. Also masking tape for the cut edges, and small scissors.

Thread: six-strand floss, 20 colors, about 22 skeins in all (an estimate). Stitch with 4 strands (5 or 6 if canvas shows).

Frame it: acid-free board and a frame.
How to frame needlepoint.

Thread list, DMC

			stitches	skeins
●	**310**	Black	2,654	3
■	**3371**	Black Brown	967	1
▲	**161**	Gray Blue	855	1
◆	**32**	Dark Blueberry	720	1
▼	**3860**	Cocoa	713	1
★	**3823**	Ultra Pale Yellow	642	1
❖	**3826**	Golden Brown	628	1
X	**159**	Light Gray Blue	530	1
H	**160**	Medium Gray Blue	456	1
+	**3807**	Cornflower Blue	425	1
=	**28**	Medium Light Eggplant	414	1
Z	**3865**	Winter White	412	1
A	**779**	Dark Cocoa	385	1
V	**31**	Blueberry	330	1
T	**340**	Medium Blue Violet	281	1
N	**745**	Light Pale Yellow	264	1
S	**677**	Very Light Old Gold	252	1
K	**922**	Light Copper	187	1
E	**30**	Medium Light Blueberry	115	1
C	**3820**	Dark Straw	110	1

Skeins are estimates: the thread a stitch takes on the front and back of 18 mesh canvas, plus 30 percent, rounded up for each color.
Thread colors are approximate screen matches to DMC numbers. Check against real thread before you buy.
For your own stitching, gifts and handmade pieces you sell. Do not resell or share this PDF or copies of it.

Classic ghost and black cat by moonlight

Needlepoint pattern

Columns 1 to 90, rows 1 to 67. Start at the red outline

This page is the dark part of the chart



Key

- DMC 310 Black
- DMC 3371 Black Brown
- DMC 161 Gray Blue
- DMC 32 Dark Blueberry
- DMC 3860 Cocoa
- DMC 3823 Ultra Pale Yellow
- DMC 3826 Golden Brown
- DMC 159 Light Gray Blue
- DMC 160 Medium Gray Blue
- DMC 3807 Cornflower Blue
- DMC 28 Medium Light Eggplant
- DMC 3865 Winter White
- DMC 31 Blueberry
- DMC 340 Medium Blue Violet
- DMC 745 Light Pale Yellow
- DMC 677 Very Light Old Gold
- DMC 30 Medium Light Blueberry
- DMC 3820 Dark Straw

Classic ghost and black cat by moonlight

Needlepoint pattern

Columns 1 to 90, rows 68 to 126. Gray squares: charted already, do not stitch again

This page is the dark part of the chart



Key

- DMC 310 Black
- DMC 3371 Black Brown
- DMC 161 Gray Blue
- DMC 3860 Cocoa
- DMC 3823 Ultra Pale Yellow
- DMC 3826 Golden Brown
- DMC 159 Light Gray Blue
- DMC 160 Medium Gray Blue
- DMC 3807 Cornflower Blue
- DMC 3865 Winter White
- DMC 779 Dark Cocoa
- DMC 31 Blueberry
- DMC 745 Light Pale Yellow
- DMC 922 Light Copper
- DMC 30 Medium Light Blueberry
- DMC 3820 Dark Straw