Classic gingerbread man in a wreath

Needlepoint pattern | 140 x 140 stitches | 14 x 14 in (35.6 x 35.6 cm) on 10 mesh | 23 colors



How to stitch it



1. Each square is one tent stitch, up at 1, down at 2. Lines in continental, right to left, the canvas upside down for the next row; wide areas in basketweave.
2. Cut 18 in of thread. Start and end it without a knot left behind.
3. Mark the middle of the canvas. It is the outlined square on page 2, column 70, row 70 (DMC 666): start there. Count threads, not holes.
4. Go on from it: picture first, background last. Gray squares are on two pages: stitch them once.
5. Last, two more rows all round in DMC 498: the seam hides them.

First time? How to needlepoint: flossfield.com/needlepoint/guides/how-to-start/
How to read a chart: flossfield.com/needlepoint/guides/how-to-read-a-chart/

What you need

Canvas: blank mono canvas, 10 mesh (10 threads to the inch), cut 18.5 in square (47 cm).

Needle: blunt tapestry, size 18. Also masking tape for the cut edges, and small scissors.

Thread: pearl cotton size 3, 23 colors, about 45 skeins in all (an estimate). Stitch with 2 lengths together.

Make it a pillow: backing fabric, an insert the size of the stitching or an inch larger, and cord or piping for the edge. How to finish a pillow.

Thread list, DMC

			stitches	skeins
●	**3325**	Light Baby Blue	5,010	8
■	**498**	Dark Red	4,105	8
▲	**977**	Light Golden Brown	1,413	3
◆	**BLANC**	White	1,340	3
▼	**898**	Very Dark Coffee Brown	923	2
★	**500**	Very Dark Blue Green	919	2
❖	**815**	Medium Garnet	831	2
X	**666**	Bright Red	674	2
H	**975**	Dark Golden Brown	624	1
+	**976**	Medium Golden Brown	506	1
=	**3827**	Pale Golden Brown	501	1
Z	**746**	Off White	384	1
A	**741**	Medium Tangerine	364	1
V	**3826**	Golden Brown	333	1
T	**501**	Dark Blue Green	331	1
N	**503**	Medium Blue Green	250	1
S	**3347**	Medium Yellow Green	234	1
K	**3345**	Dark Hunter Green	218	1
E	**3348**	Light Yellow Green	212	1
C	**720**	Dark Orange Spice	172	1
P	**3346**	Hunter Green	92	1
U	**3756**	Ultra Very Light Baby Blue	84	1
L	**3706**	Medium Melon	80	1

Skeins are estimates, with the two extra rows: the thread a stitch takes on the front and back of 10 mesh canvas, plus 30 percent, rounded up for each color.

Thread colors are approximate screen matches to DMC numbers. Check against real thread before you buy.

For your own stitching, gifts and handmade pieces you sell. Do not resell or share this PDF or copies of it.

Classic gingerbread man in a wreath

Needlepoint pattern

Columns 1 to 74, rows 1 to 74. Start at the red outline

This page is the dark part of the chart



Key

- ● **DMC 3325** Light Baby Blue
- ■ **DMC 498** Dark Red
- ▲ **DMC 977** Light Golden Brown
- ◆ **DMC BLANC** White
- ▼ **DMC 898** Very Dark Coffee Brown
- ★ **DMC 500** Very Dark Blue Green
- ❖ **DMC 815** Medium Garnet
- X **DMC 666** Bright Red
- H **DMC 975** Dark Golden Brown
- \+ **DMC 976** Medium Golden Brown
- = **DMC 3827** Pale Golden Brown
- Z **DMC 746** Off White
- A **DMC 741** Medium Tangerine
- V **DMC 3826** Golden Brown
- T **DMC 501** Dark Blue Green
- N **DMC 503** Medium Blue Green
- S **DMC 3347** Medium Yellow Green
- K **DMC 3345** Dark Hunter Green
- E **DMC 3348** Light Yellow Green
- C **DMC 720** Dark Orange Spice
- P **DMC 3346** Hunter Green
- U **DMC 3756** Ultra Very Light Baby Blue
- L **DMC 3706** Medium Melon

Classic gingerbread man in a wreath Needlepoint pattern

Columns 75 to 140, rows 1 to 74. Gray squares: charted already, do not stitch again

This page is the dark part of the chart



Key

- ● **DMC 3325** Light Baby Blue
- ■ **DMC 498** Dark Red
- ▲ **DMC 977** Light Golden Brown
- ◆ **DMC BLANC** White
- ▼ **DMC 898** Very Dark Coffee Brown
- ★ **DMC 500** Very Dark Blue Green
- ❖ **DMC 815** Medium Garnet
- X **DMC 666** Bright Red
- H **DMC 975** Dark Golden Brown
- \+ **DMC 976** Medium Golden Brown
- = **DMC 3827** Pale Golden Brown
- V **DMC 3826** Golden Brown
- T **DMC 501** Dark Blue Green
- N **DMC 503** Medium Blue Green
- S **DMC 3347** Medium Yellow Green
- K **DMC 3345** Dark Hunter Green
- E **DMC 3348** Light Yellow Green
- P **DMC 3346** Hunter Green
- U **DMC 3756** Ultra Very Light Baby Blue
- L **DMC 3706** Medium Melon

Classic gingerbread man in a wreath Needlepoint pattern

Columns 1 to 74, rows 75 to 140. Gray squares: charted already, do not stitch again

This page is the dark part of the chart

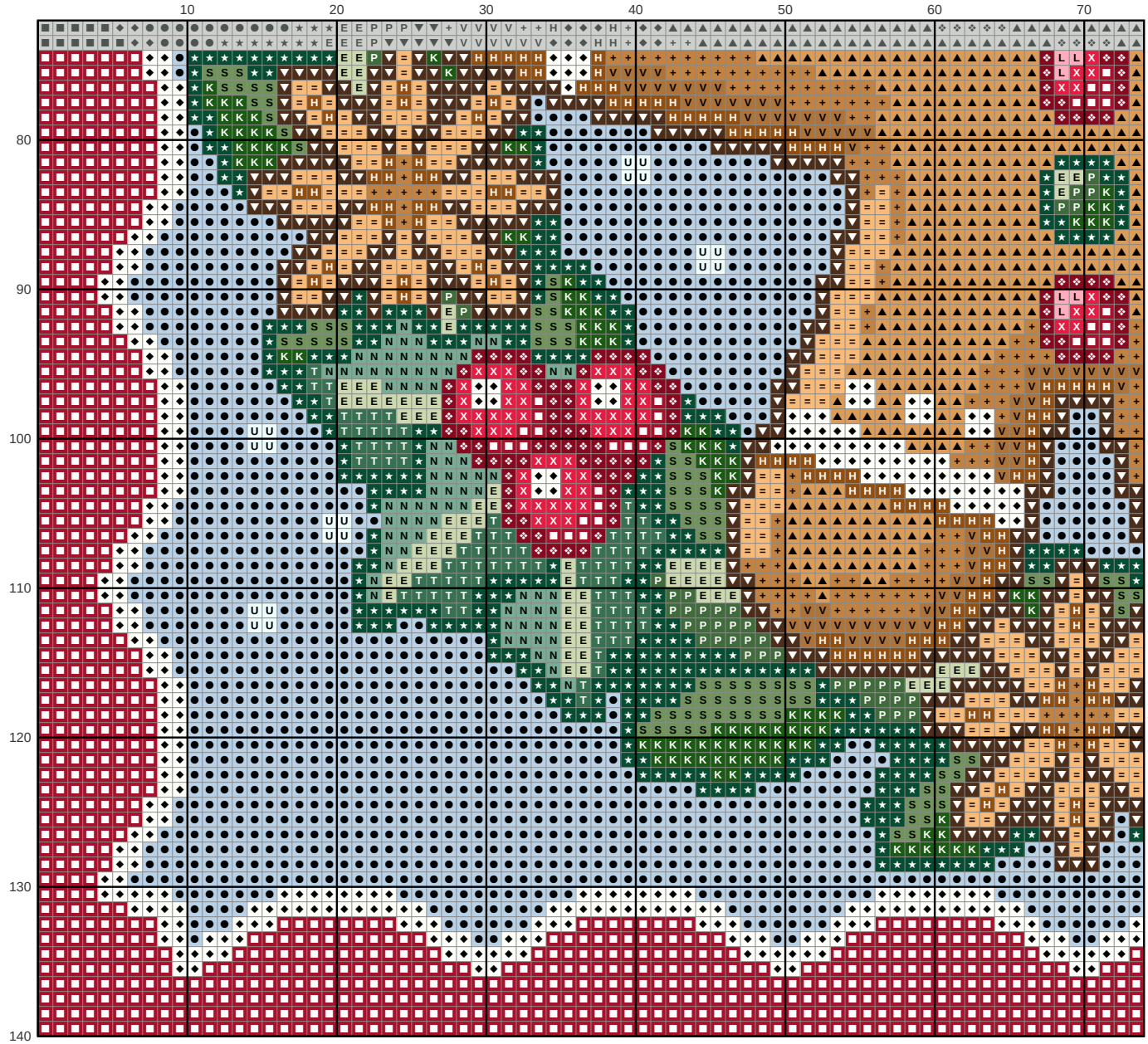

Key

- DMC 3325 Light Baby Blue
- DMC 498 Dark Red
- DMC 977 Light Golden Brown
- DMC BLANC White
- DMC 898 Very Dark Coffee Brown
- DMC 500 Very Dark Blue Green
- DMC 815 Medium Garnet
- DMC 666 Bright Red
- DMC 975 Dark Golden Brown
- DMC 976 Medium Golden Brown
- DMC 3827 Pale Golden Brown
- DMC 3826 Golden Brown
- DMC 501 Dark Blue Green
- DMC 503 Medium Blue Green
- DMC 3347 Medium Yellow Green
- DMC 3345 Dark Hunter Green
- DMC 3348 Light Yellow Green
- DMC 3346 Hunter Green
- DMC 3756 Ultra Very Light Baby Blue
- DMC 3706 Medium Melon

Classic gingerbread man in a wreath Needlepoint pattern

Columns 75 to 140, rows 75 to 140. Gray squares: charted already, do not stitch again

This page is the dark part of the chart



Key

- ● **DMC 3325** Light Baby Blue
- ■ **DMC 498** Dark Red
- ▲ **DMC 977** Light Golden Brown
- ◆ **DMC BLANC** White
- ▼ **DMC 898** Very Dark Coffee Brown
- ★ **DMC 500** Very Dark Blue Green
- ❖ **DMC 815** Medium Garnet
- X **DMC 666** Bright Red
- H **DMC 975** Dark Golden Brown
- \+ **DMC 976** Medium Golden Brown
- = **DMC 3827** Pale Golden Brown
- Z **DMC 746** Off White
- A **DMC 741** Medium Tangerine
- V **DMC 3826** Golden Brown
- T **DMC 501** Dark Blue Green
- N **DMC 503** Medium Blue Green
- S **DMC 3347** Medium Yellow Green
- K **DMC 3345** Dark Hunter Green
- E **DMC 3348** Light Yellow Green
- C **DMC 720** Dark Orange Spice
- U **DMC 3756** Ultra Very Light Baby Blue