Classic giraffe and her herd at dusk

Needlepoint pattern | 140 x 140 stitches | 14 x 14 in (35.6 x 35.6 cm) on 10 mesh | 24 colors



How to stitch it



1. Each square is one tent stitch, up at 1, down at 2. Lines in continental, right to left, the canvas upside down for the next row; wide areas in basketweave.
2. Cut 18 in of thread. Start and end it without a knot left behind.
3. Mark the middle of the canvas. It is the outlined square on page 2, column 70, row 70 (DMC 435): start there. Count threads, not holes.
4. Go on from it: picture first, background last. Gray squares are on two pages: stitch them once.
5. Last, two more rows all round, each stitch in the color it lies beside: the seam hides them.

First time? How to needlepoint: flossfield.com/needlepoint/guides/how-to-start/
How to read a chart: flossfield.com/needlepoint/guides/how-to-read-a-chart/

What you need

Canvas: blank mono canvas, 10 mesh (10 threads to the inch), cut 18.5 in square (47 cm).

Needle: blunt tapestry, size 18. Also masking tape for the cut edges, and small scissors.

Thread: pearl cotton size 3, 24 colors, about 43 skeins in all (an estimate). Stitch with 2 lengths together.

Make it a pillow: backing fabric, an insert the size of the stitching or an inch larger, and cord or piping for the edge. How to finish a pillow.

Thread list, DMC

			stitches	skeins
●	**3856**	Ultra Very Light Mahogany	2,345	4
■	**224**	Very Light Shell Pink	2,314	4
▲	**676**	Light Old Gold	1,944	4
◆	**3727**	Light Antique Mauve	1,714	3
▼	**3828**	Hazelnut Brown	1,687	3
★	**801**	Dark Coffee Brown	1,054	2
❖	**745**	Light Pale Yellow	931	2
X	**869**	Very Dark Hazelnut Brown	837	2
H	**936**	Very Dark Avocado Green	803	2
+	**300**	Very Dark Mahogany	736	2
=	**739**	Ultra Very Light Tan	590	1
Z	**316**	Medium Antique Mauve	551	2
A	**3042**	Light Antique Violet	538	1
V	**3011**	Dark Khaki Green	538	1
T	**3041**	Medium Antique Violet	521	1
N	**436**	Tan	518	1
S	**437**	Light Tan	504	1
K	**975**	Dark Golden Brown	465	1
E	**934**	Black Avocado Green	301	1
C	**435**	Very Light Brown	262	1
P	**3743**	Very Light Antique Violet	258	1
U	**3740**	Dark Antique Violet	140	1
L	**3371**	Black Brown	40	1
2	**350**	Medium Coral	9	1

Skeins are estimates, with the two extra rows: the thread a stitch takes on the front and back of 10 mesh canvas, plus 30 percent, rounded up for each color.

Thread colors are approximate screen matches to DMC numbers. Check against real thread before you buy.

For your own stitching, gifts and handmade pieces you sell. Do not resell or share this PDF or copies of it.

Classic giraffe and her herd at dusk

Needlepoint pattern

Columns 1 to 74, rows 1 to 74. Start at the red outline

This page is the dark part of the chart



Key

- ● **DMC 3856** Ultra Very Light Mahogany
- ■ **DMC 224** Very Light Shell Pink
- ▲ **DMC 676** Light Old Gold
- ◆ **DMC 3727** Light Antique Mauve
- ★ **DMC 801** Dark Coffee Brown
- ❖ **DMC 745** Light Pale Yellow
- X **DMC 869** Very Dark Hazelnut Brown
- H **DMC 936** Very Dark Avocado Green
- \+ **DMC 300** Very Dark Mahogany
- = **DMC 739** Ultra Very Light Tan
- Z **DMC 316** Medium Antique Mauve
- V **DMC 3011** Dark Khaki Green
- N **DMC 436** Tan
- S **DMC 437** Light Tan
- K **DMC 975** Dark Golden Brown
- E **DMC 934** Black Avocado Green
- C **DMC 435** Very Light Brown
- L **DMC 3371** Black Brown
- 2 **DMC 350** Medium Coral

Classic giraffe and her herd at dusk Needlepoint pattern

Columns 75 to 140, rows 1 to 74. Gray squares: charted already, do not stitch again

This page is the dark part of the chart



Key

- ● **DMC 3856** Ultra Very Light Mahogany
- ■ **DMC 224** Very Light Shell Pink
- ◆ **DMC 3727** Light Antique Mauve
- ★ **DMC 801** Dark Coffee Brown
- ❖ **DMC 745** Light Pale Yellow
- X **DMC 869** Very Dark Hazelnut Brown
- H **DMC 936** Very Dark Avocado Green
- \+ **DMC 300** Very Dark Mahogany
- = **DMC 739** Ultra Very Light Tan
- Z **DMC 316** Medium Antique Mauve
- A **DMC 3042** Light Antique Violet
- V **DMC 3011** Dark Khaki Green
- T **DMC 3041** Medium Antique Violet
- N **DMC 436** Tan
- S **DMC 437** Light Tan
- K **DMC 975** Dark Golden Brown
- E **DMC 934** Black Avocado Green
- C **DMC 435** Very Light Brown
- L **DMC 3371** Black Brown

Classic giraffe and her herd at dusk

Needlepoint pattern

Columns 1 to 74, rows 75 to 140. Gray squares: charted already, do not stitch again

This page is the dark part of the chart



Key

- ● **DMC 3856** Ultra Very Light Mahogany
- ▲ **DMC 676** Light Old Gold
- ▼ **DMC 3828** Hazelnut Brown
- ★ **DMC 801** Dark Coffee Brown
- ❖ **DMC 745** Light Pale Yellow
- X **DMC 869** Very Dark Hazelnut Brown
- \+ **DMC 300** Very Dark Mahogany
- = **DMC 739** Ultra Very Light Tan
- A **DMC 3042** Light Antique Violet
- T **DMC 3041** Medium Antique Violet
- N **DMC 436** Tan
- S **DMC 437** Light Tan
- K **DMC 975** Dark Golden Brown
- C **DMC 435** Very Light Brown
- P **DMC 3743** Very Light Antique Violet

Classic giraffe and her herd at dusk

Needlepoint pattern

Columns 75 to 140, rows 75 to 140. Gray squares: charted already, do not stitch again

This page is the dark part of the chart



Key

- ● **DMC 3856** Ultra Very Light Mahogany
- ▲ **DMC 676** Light Old Gold
- ▼ **DMC 3828** Hazelnut Brown
- ★ **DMC 801** Dark Coffee Brown
- ❖ **DMC 745** Light Pale Yellow
- X **DMC 869** Very Dark Hazelnut Brown
- A **DMC 3042** Light Antique Violet
- T **DMC 3041** Medium Antique Violet
- P **DMC 3743** Very Light Antique Violet
- U **DMC 3740** Dark Antique Violet