Classic glass slipper

Needlepoint pattern | 90 x 90 stitches | 5 x 5 in (12.7 x 12.7 cm) on 18 mesh | 18 colors



How to stitch it



1. Each square is one tent stitch, up at 1, down at 2. Lines in continental, right to left, the canvas upside down for the next row; wide areas in basketweave.
2. Cut 18 in of thread. Start and end it without a knot left behind.
3. Mark the middle of the canvas. It is the outlined square on page 2, column 45, row 45 (DMC 312): start there. Count threads, not holes.
4. Go on from it: picture first, background last. Gray squares are on two pages: stitch them once.
5. Last, two more rows all round, each stitch in the color it lies beside: the opening's edge hides them.

First time? How to needlepoint: flossfield.com/needlepoint/guides/how-to-start/
How to read a chart: flossfield.com/needlepoint/guides/how-to-read-a-chart/

What you need

Canvas: blank mono canvas, 18 mesh (18 threads to the inch), cut 9.5 in square (24.1 cm).

Needle: blunt tapestry, size 22. Also masking tape for the cut edges, and small scissors.

Thread: six-strand floss, 18 colors, about 19 skeins in all (an estimate). Stitch with 4 strands (5 or 6 if canvas shows).

Fit it into a lid: the box or tray, acid-free board and backing. Measure the opening first.
How to fit it into a lid.

Thread list, DMC

			stitches	skeins
●	939	Very Dark Navy Blue	1,588	2
■	823	Dark Navy Blue	1,167	1
▲	814	Dark Garnet	625	1
◆	321	Red	553	1
▼	930	Dark Antique Blue	502	1
★	336	Navy Blue	453	1
❖	322	Dark Baby Blue	434	1
X	3750	Very Dark Antique Blue	367	1
H	3841	Pale Baby Blue	349	1
+	3820	Dark Straw	326	1
=	312	Very Dark Baby Blue	296	1
Z	931	Medium Antique Blue	281	1
A	745	Light Pale Yellow	266	1
V	932	Light Antique Blue	212	1
T	BLANC	White	205	1
N	782	Dark Topaz	200	1
S	498	Dark Red	186	1
K	3325	Light Baby Blue	90	1

Skeins are estimates, with the two extra rows: the thread a stitch takes on the front and back of 18 mesh canvas, plus 30 percent, rounded up for each color.

Thread colors are approximate screen matches to DMC numbers. Check against real thread before you buy.

For your own stitching, gifts and handmade pieces you sell. Do not resell or share this PDF or copies of it.

Classic glass slipper

Needlepoint pattern

Columns 1 to 49, rows 1 to 90. Start at the red outline

This page is the dark part of the chart

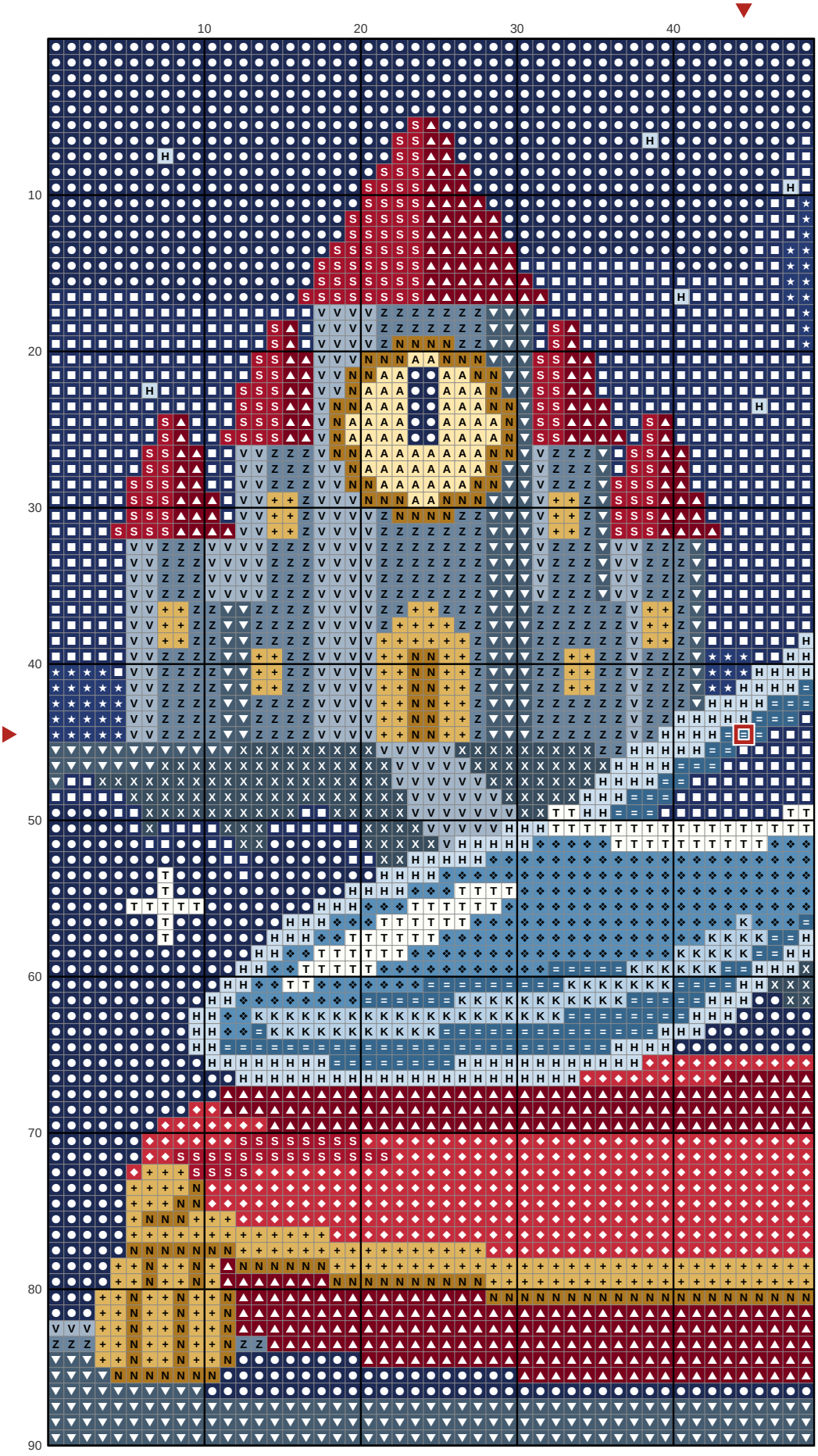

Key

- **DMC 939** Very Dark Navy Blue
- **DMC 823** Dark Navy Blue
- **DMC 814** Dark Garnet
- **DMC 321** Red
- **DMC 930** Dark Antique Blue
- **DMC 336** Navy Blue
- **DMC 322** Dark Baby Blue
- **DMC 3750** Very Dark Antique Blue
- **DMC 3841** Pale Baby Blue
- **DMC 3820** Dark Straw
- **DMC 312** Very Dark Baby Blue
- **DMC 931** Medium Antique Blue
- **DMC 745** Light Pale Yellow
- **DMC 932** Light Antique Blue
- **DMC BLANC** White
- **DMC 782** Dark Topaz
- **DMC 498** Dark Red
- **DMC 3325** Light Baby Blue

Classic glass slipper

Needlepoint pattern

Columns 50 to 90, rows 1 to 90. Gray squares: charted already, do not stitch again

This page is the dark part of the chart



Key

- **DMC 939** Very Dark Navy Blue
- **DMC 823** Dark Navy Blue
- **DMC 814** Dark Garnet
- **DMC 321** Red
- **DMC 930** Dark Antique Blue
- **DMC 336** Navy Blue
- **DMC 322** Dark Baby Blue
- **DMC 3750** Very Dark Antique Blue
- **DMC 3841** Pale Baby Blue
- **DMC 3820** Dark Straw
- **DMC 312** Very Dark Baby Blue
- **DMC 931** Medium Antique Blue
- **DMC 745** Light Pale Yellow
- **DMC 932** Light Antique Blue
- **DMC BLANC** White
- **DMC 782** Dark Topaz
- **DMC 498** Dark Red
- **DMC 3325** Light Baby Blue