Classic globe in a library

Needlepoint pattern | 140 x 140 stitches | 14 x 14 in (35.6 x 35.6 cm) on 10 mesh | 24 colors



How to stitch it



1. Each square is one tent stitch, up at 1, down at 2. Lines in continental, right to left, the canvas upside down for the next row; wide areas in basketweave.
2. Cut 18 in of thread. Start and end it without a knot left behind.
3. Mark the middle of the canvas. It is the outlined square on page 2, column 70, row 70 (DMC 433): start there. Count threads, not holes.
4. Go on from it: picture first, background last. Gray squares are on two pages: stitch them once.
5. Last, two more rows all round, each stitch in the color it lies beside: the seam hides them.

First time? How to needlepoint: flossfield.com/needlepoint/guides/how-to-start/
How to read a chart: flossfield.com/needlepoint/guides/how-to-read-a-chart/

What you need

Canvas: blank mono canvas, 10 mesh (10 threads to the inch), cut 18.5 in square (47 cm).

Needle: blunt tapestry, size 18. Also masking tape for the cut edges, and small scissors.

Thread: pearl cotton size 3, 24 colors, about 43 skeins in all (an estimate). Stitch with 2 lengths together.

Make it a pillow: backing fabric, an insert the size of the stitching or an inch larger, and cord or piping for the edge. How to finish a pillow.

Thread list, DMC

			stitches	skeins
●	500	Very Dark Blue Green	1,992	4
■	433	Medium Brown	1,875	3
▲	3777	Very Dark Terra Cotta	1,467	3
◆	435	Very Light Brown	1,460	3
▼	739	Ultra Very Light Tan	1,210	2
★	738	Very Light Tan	1,168	2
❖	938	Ultra Dark Coffee Brown	1,087	2
X	898	Very Dark Coffee Brown	1,052	2
H	3750	Very Dark Antique Blue	926	2
+	3857	Dark Rosewood	915	2
=	501	Dark Blue Green	773	2
Z	422	Light Hazelnut Brown	764	2
A	931	Medium Antique Blue	737	2
V	783	Medium Topaz	667	2
T	503	Medium Blue Green	572	1
N	356	Medium Terra Cotta	530	1
S	3753	Ultra Very Light Antique Blue	427	1
K	3823	Ultra Pale Yellow	410	1
E	502	Blue Green	360	1
C	780	Ultra Very Dark Topaz	353	1
P	504	Very Light Blue Green	291	1
U	420	Dark Hazelnut Brown	284	1
L	3822	Light Straw	192	1
2	347	Very Dark Salmon	88	1

Skeins are estimates, with the two extra rows: the thread a stitch takes on the front and back of 10 mesh canvas, plus 30 percent, rounded up for each color.

Thread colors are approximate screen matches to DMC numbers. Check against real thread before you buy.

For your own stitching, gifts and handmade pieces you sell. Do not resell or share this PDF or copies of it.

Classic globe in a library

Needlepoint pattern

Columns 1 to 74, rows 1 to 74. Start at the red outline

This page is the dark part of the chart



Key

- ● **DMC 500** Very Dark Blue Green
- ■ **DMC 433** Medium Brown
- ▲ **DMC 3777** Very Dark Terra Cotta
- ◆ **DMC 435** Very Light Brown
- ▼ **DMC 739** Ultra Very Light Tan
- ★ **DMC 738** Very Light Tan
- ❖ **DMC 938** Ultra Dark Coffee Brown
- X **DMC 898** Very Dark Coffee Brown
- H **DMC 3750** Very Dark Antique Blue
- \+ **DMC 3857** Dark Rosewood
- = **DMC 501** Dark Blue Green
- Z **DMC 422** Light Hazelnut Brown
- V **DMC 783** Medium Topaz
- T **DMC 503** Medium Blue Green
- S **DMC 3753** Ultra Very Light Antique Blue
- K **DMC 3823** Ultra Pale Yellow
- E **DMC 502** Blue Green
- C **DMC 780** Ultra Very Dark Topaz
- P **DMC 504** Very Light Blue Green
- U **DMC 420** Dark Hazelnut Brown
- L **DMC 3822** Light Straw

Classic globe in a library

Needlepoint pattern

Columns 75 to 140, rows 1 to 74. Gray squares: charted already, do not stitch again

This page is the dark part of the chart



Key

- ● **DMC 500** Very Dark Blue Green
- ■ **DMC 433** Medium Brown
- ▲ **DMC 3777** Very Dark Terra Cotta
- ◆ **DMC 435** Very Light Brown
- ▼ **DMC 739** Ultra Very Light Tan
- ★ **DMC 738** Very Light Tan
- ❖ **DMC 938** Ultra Dark Coffee Brown
- X **DMC 898** Very Dark Coffee Brown
- H **DMC 3750** Very Dark Antique Blue
- \+ **DMC 3857** Dark Rosewood
- = **DMC 501** Dark Blue Green
- Z **DMC 422** Light Hazelnut Brown
- V **DMC 783** Medium Topaz
- T **DMC 503** Medium Blue Green
- N **DMC 356** Medium Terra Cotta
- E **DMC 502** Blue Green
- C **DMC 780** Ultra Very Dark Topaz
- U **DMC 420** Dark Hazelnut Brown
- L **DMC 3822** Light Straw
- 2 **DMC 347** Very Dark Salmon

Classic globe in a library

Needlepoint pattern

Columns 1 to 74, rows 75 to 140. Gray squares: charted already, do not stitch again

This page is the dark part of the chart



Key

- **DMC 500** Very Dark Blue Green
- **DMC 433** Medium Brown
- **DMC 3777** Very Dark Terra Cotta
- **DMC 435** Very Light Brown
- **DMC 739** Ultra Very Light Tan
- **DMC 738** Very Light Tan
- **DMC 938** Ultra Dark Coffee Brown
- **DMC 898** Very Dark Coffee Brown
- **DMC 3750** Very Dark Antique Blue
- **DMC 3857** Dark Rosewood
- **DMC 501** Dark Blue Green
- **DMC 422** Light Hazelnut Brown
- **DMC 931** Medium Antique Blue
- **DMC 783** Medium Topaz
- **DMC 503** Medium Blue Green
- **DMC 356** Medium Terra Cotta
- **DMC 502** Blue Green
- **DMC 780** Ultra Very Dark Topaz
- **DMC 504** Very Light Blue Green
- **DMC 420** Dark Hazelnut Brown
- **DMC 3822** Light Straw

Classic globe in a library

Needlepoint pattern

Columns 75 to 140, rows 75 to 140. Gray squares: charted already, do not stitch again

This page is the dark part of the chart



Key

- **DMC 500** Very Dark Blue Green
- **DMC 433** Medium Brown
- **DMC 3777** Very Dark Terra Cotta
- **DMC 435** Very Light Brown
- **DMC 739** Ultra Very Light Tan
- **DMC 738** Very Light Tan
- **DMC 938** Ultra Dark Coffee Brown
- **DMC 898** Very Dark Coffee Brown
- **DMC 3750** Very Dark Antique Blue
- **DMC 3857** Dark Rosewood
- **DMC 501** Dark Blue Green
- **DMC 422** Light Hazelnut Brown
- **DMC 931** Medium Antique Blue
- **DMC 783** Medium Topaz
- **DMC 356** Medium Terra Cotta
- **DMC 780** Ultra Very Dark Topaz
- **DMC 420** Dark Hazelnut Brown