Classic golf bag

Needlepoint pattern | 90 x 126 stitches | 5 x 7 in (12.7 x 17.8 cm) on 18 mesh | 20 colors



How to stitch it



1. Each square is one tent stitch, up at 1, down at 2. Lines in continental, right to left, the canvas upside down for the next row; wide areas in basketweave.
2. Cut 18 in of thread. Start and end it without a knot left behind.
3. Mark the middle of the canvas. It is the outlined square on page 2, column 45, row 63 (DMC 436): start there. Count threads, not holes.
4. Go on from it: picture first, background last. Gray squares are on two pages: stitch them once.
5. When it is done, block it square.

First time? How to needlepoint: flossfield.com/needlepoint/guides/how-to-start/
How to read a chart: flossfield.com/needlepoint/guides/how-to-read-a-chart/

What you need

Canvas: blank mono canvas, 18 mesh (18 threads to the inch), cut 9 in wide x 11 in high (22.9 x 27.9 cm).

Needle: blunt tapestry, size 22. Also masking tape for the cut edges, and small scissors.

Thread: six-strand floss, 20 colors, about 21 skeins in all (an estimate). Stitch with 4 strands (5 or 6 if canvas shows).

Frame it: acid-free board and a frame.
How to frame needlepoint.

Thread list, DMC

			stitches	skeins
●	**500**	Very Dark Blue Green	1,699	2
■	**927**	Light Gray Green	1,155	1
▲	**436**	Tan	1,013	1
◆	**932**	Light Antique Blue	940	1
▼	**3823**	Ultra Pale Yellow	872	1
★	**3364**	Pine Green	726	1
❖	**3363**	Medium Pine Green	689	1
X	**3752**	Very Light Antique Blue	648	1
H	**3348**	Light Yellow Green	511	1
+	**801**	Dark Coffee Brown	508	1
=	**301**	Medium Mahogany	483	1
Z	**BLANC**	White	395	1
A	**415**	Pearl Gray	354	1
V	**739**	Ultra Very Light Tan	344	1
T	**815**	Medium Garnet	181	1
N	**304**	Medium Red	175	1
S	**413**	Dark Pewter Gray	172	1
K	**3371**	Black Brown	162	1
E	**502**	Blue Green	159	1
C	**501**	Dark Blue Green	154	1

Skeins are estimates: the thread a stitch takes on the front and back of 18 mesh canvas, plus 30 percent, rounded up for each color.
Thread colors are approximate screen matches to DMC numbers. Check against real thread before you buy.
For your own stitching, gifts and handmade pieces you sell. Do not resell or share this PDF or copies of it.

Classic golf bag

Needlepoint pattern

Columns 1 to 90, rows 1 to 67. Start at the red outline

This page is the dark part of the chart



Key

- DMC 500 — Very Dark Blue Green
- DMC 927 — Light Gray Green
- DMC 436 — Tan
- DMC 932 — Light Antique Blue
- DMC 3823 — Ultra Pale Yellow
- DMC 3752 — Very Light Antique Blue
- DMC 801 — Dark Coffee Brown
- DMC 301 — Medium Mahogany
- DMC BLANC — White
- DMC 415 — Pearl Gray
- DMC 739 — Ultra Very Light Tan
- DMC 815 — Medium Garnet
- DMC 304 — Medium Red
- DMC 413 — Dark Pewter Gray
- DMC 3371 — Black Brown
- DMC 502 — Blue Green
- DMC 501 — Dark Blue Green

Classic golf bag

Needlepoint pattern

Columns 1 to 90, rows 68 to 126. Gray squares: charted already, do not stitch again

This page is the dark part of the chart

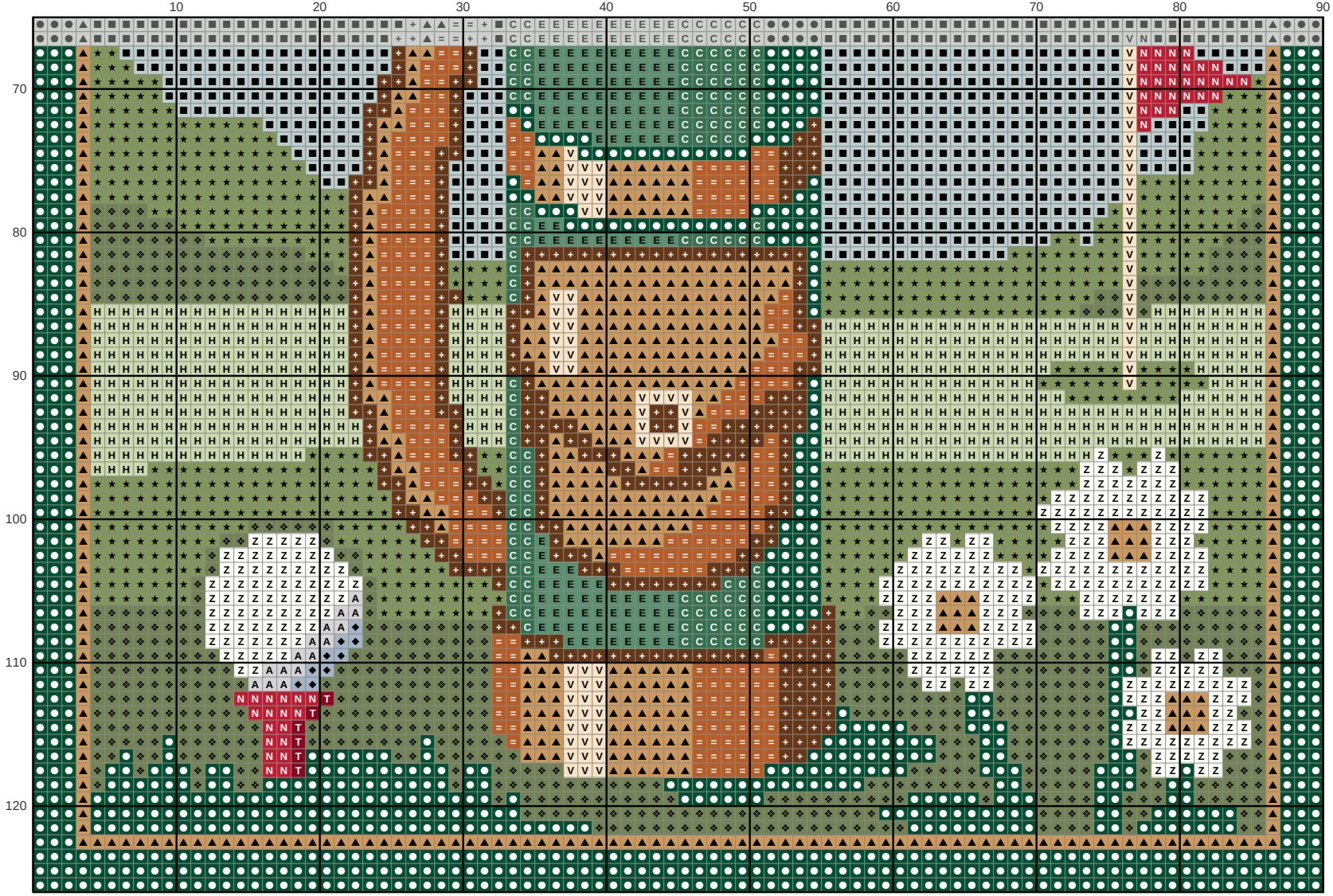

Key

- **DMC 500** Very Dark Blue Green
- **DMC 927** Light Gray Green
- **DMC 436** Tan
- **DMC 932** Light Antique Blue
- **DMC 3364** Pine Green
- **DMC 3363** Medium Pine Green
- **DMC 3348** Light Yellow Green
- **DMC 801** Dark Coffee Brown
- **DMC 301** Medium Mahogany
- **DMC BLANC** White
- **DMC 415** Pearl Gray
- **DMC 739** Ultra Very Light Tan
- **DMC 815** Medium Garnet
- **DMC 304** Medium Red
- **DMC 502** Blue Green
- **DMC 501** Dark Blue Green